

Toggle clamps, power clamps



Technical information



Quick clamping - reliable fastening

Durable and reliable: KIPP lock

Now even more durable, user-friendly and safer - the new generation meets these targets very effectively. Operators will notice the difference in grip and stability of the new KIPP lock immediately. It is quick to use and still retains its reliability and safety. High-quality materials ensure the required resilience.

KIPPlock

with all the advantages



Advantages:

Impressively stable:

All models can easily withstand 300,000 clamping cycles

Durable:

High-quality bushings - without scoring

Extremely robust:

Corrosion-resistant NITROX COATING

Simple design

The fixed top nut eases spindle adjustment

Reliable:

Uniform force during opening and closing

Ideal where space is restricted:

Slim design supports safe operation

Optimum stability:

Conical clamping arm with U-profile

Safe application:

Nothing catches on the smooth edges

Fast and flexible:

Easy retrofitting thanks to a wide range of accessories

Ergonomic and slip-resistant:

Easy to operate when wearing work gloves

Non-reflecting

Ideal for use with laser devices

Safe when opening:

More space between clamping arm and grip prevents pinching

Extremely compatible:

Oblong holes allows assembly on existing holes

Secure fixation and locking: KIPP lock+

The inner locking system is a completely revolutionary development from KIPP. Nothing gets caught or stuck. Operation is easy even when wearing work gloves.

KIPPlock+

with all the advantages
with safety interlock



Functional principle:

KIPPlock+

Fig. 1:

Locking mechanism closed. Safe to use thanks to revolutionary grip - no pinch points or interfering contours




Fig. 2:

Inner rod locking mechanism with automatic safety catch. The lock is released by pulling the grip

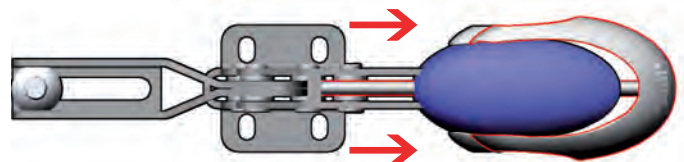



Fig. 3:

Locking mechanism open. Release the grip to close the safety mechanism



Toggle clamps horizontal

with flat foot and adjustable clamping spindle



KIPPlOCK



Material:

Steel.
Grip polyamide.

Version:

Nitro-carburized and black oxidized.

Sample order:

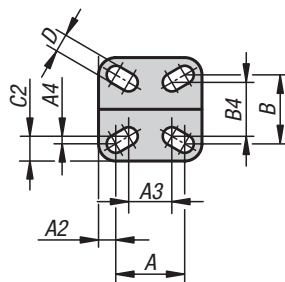
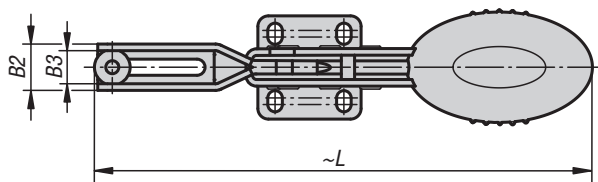
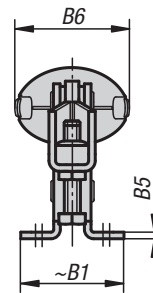
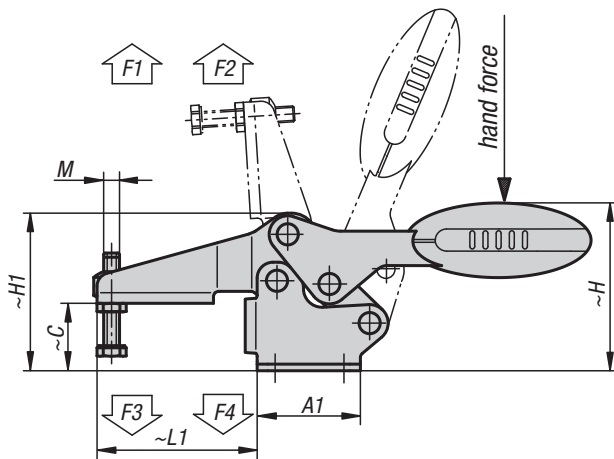
K0660.005001

Note:

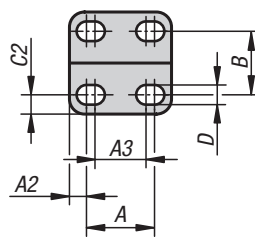
Maintenance-free high quality link bushings.
Sustainable constant force during opening and closing. Optimum stability through the conical, U-profile clamping arm.

Accessories:

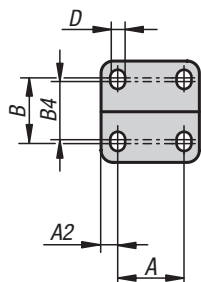
- K0106
- K0098
- K0383
- K0388
- K0390
- K0391
- K0392
- K0393



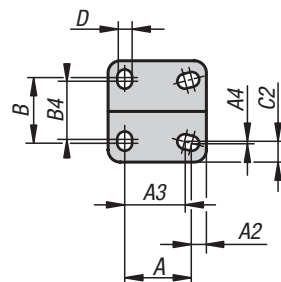
hole arrangement 1



hole arrangement 2



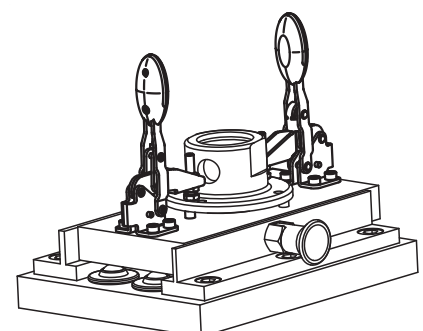
hole arrangement 3



hole arrangement 4



Angle bracket for front face mounting (see accessories)



Toggle clamps horizontal

with flat foot and adjustable clamping spindle



KIPP Toggle clamps horizontal with flat foot and adjustable clamping spindle

Order No.	hole arrangement	Opening angle of holding arm ~	Opening angle of handle ~	Hand force N	Retaining force F1 N	Retaining force F2 N	Clamping force F3 N	Clamping force F4 N	Order No. Angle bracket
K0660.004001	1	87°	69°	80	400	500	250	300	K0098.02
K0660.005001	2	86°	67°	100	650	900	550	620	K0098.02
K0660.006001	3	86°	67°	160	1350	1900	720	1200	K0098.04
K0660.008001	3	86°	67°	200	2000	2800	830	1400	K0098.04
K0660.010001	3	90°	71°	250	2200	4500	1200	2800	K0098.06
K0660.012001	4	88°	68°	280	2400	5500	1000	2800	K0098.06

Order No.	M	A	A1	A2	A3	A4	B	~B1	B2	B3	B4	B5	B6	~C	C2	D	~H	~H1	~L	~L1
K0660.004001	M4x16	16	24	4	10	1,75	16	24	10,2	7,1	14,1	1,5	20	11,7	5,75	4,2	29,3	26,3	91,8	23,7
K0660.005001	M5x25	18	27	4,5	13,5	-	16,8	27	13,2	9,1	-	2	22,5	17,2	5,1	5,5	43,4	38,9	125,7	41,8
K0660.006001	M6x35	26	39	6,5	-	-	28	39	17,5	12,4	24,6	2,5	43,5	25,4	-	5,5	63,7	59,5	186,6	60,5
K0660.008001	M8x45	26	44	9	-	-	31	45	21	15,7	24	2,5	41,5	32,2	-	6,2	73,9	70	223,1	74,9
K0660.010001	M10x55	41,5	59	9	-	-	43	59	26	18,7	39	3,5	47	40	-	8,8	94,8	87,9	279,3	103,9
K0660.012001	M12x70	44	65	10	40	1	42	67	28	20,9	40	3,5	47	52,3	13,5	8,5	104,8	101,6	314,7	122

Toggle clamps horizontal with safety interlock

with flat foot and adjustable clamping spindle



Material:

Steel.
Grip polyamide.
Unlocking bracket TPE.

Version:

Nitro-carburized and black oxidized.

Sample order:

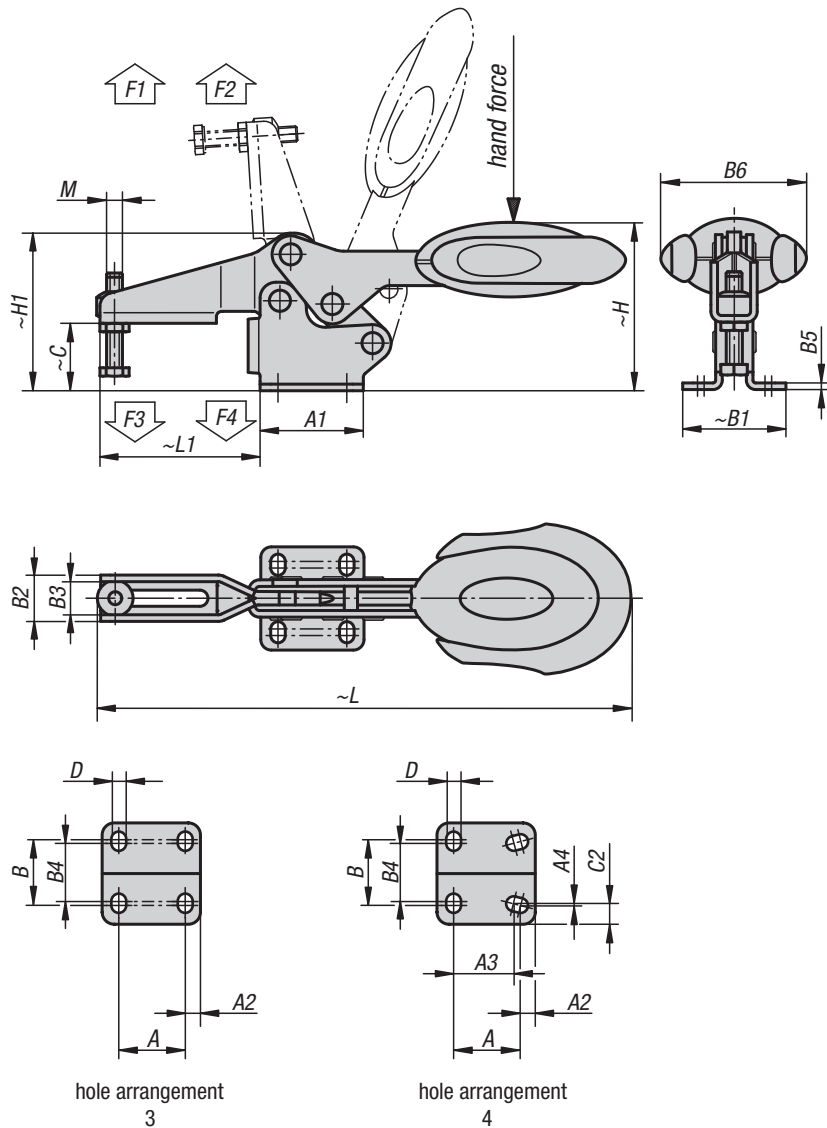
K0660.006101

Note:

Maintenance-free high quality link bushings. Sustainable constant force during opening and closing. Optimum stability through the conical, U-profile clamping arm. Including internal bar lock with automatic safety catch.

Accessories:

- K0106
- K0098
- K0383
- K0388
- K0390
- K0391
- K0392
- K0393



KIPP Toggle clamps horizontal with safety interlock, with flat foot and adjustable clamping spindle

Order No.	hole arrangement	Opening angle of holding arm	Opening angle of handle	Hand force N	Retaining force F1 N	Retaining force F2 N	Clamping force F3 N	Clamping force F4 N	Order No. Angle bracket
K0660.006101	3	86°	67°	160	1350	1900	720	1200	K0098.04
K0660.008101	3	86°	67°	200	2000	2800	830	1400	K0098.04
K0660.010101	3	90°	71°	250	2200	4500	1200	2800	K0098.06
K0660.012101	4	88°	68°	280	2400	5500	1000	2800	K0098.06

Order No.	M	A	A1	A2	A3	A4	B	~B1	B2	B3	B4	B5	B6	~C	C2	D	~H	~H1	~L	~L1
K0660.006101	M6x35	26	39	6,5	-	-	28	39	17,5	12,4	24,6	2,5	53,4	25,4	-	5,5	63,7	59,5	193,3	60,5
K0660.008101	M8x45	26	44	9	-	-	31	45	21	15,7	24	2,5	51,1	32,2	-	6,2	73,9	70	230,3	74,9
K0660.010101	M10x55	41,5	59	9	-	-	43	59	26	18,7	39	3,5	56,5	40	-	8,8	94,8	87,9	286	103,9
K0660.012101	M12x70	44	65	10	40	1	42	67	28	20,9	40	3,5	56,5	52,3	13,5	8,5	104,8	101,6	321,3	122

Toggle clamps horizontal

with flat foot and adjustable clamping spindle, stainless steel



KIPPlöck



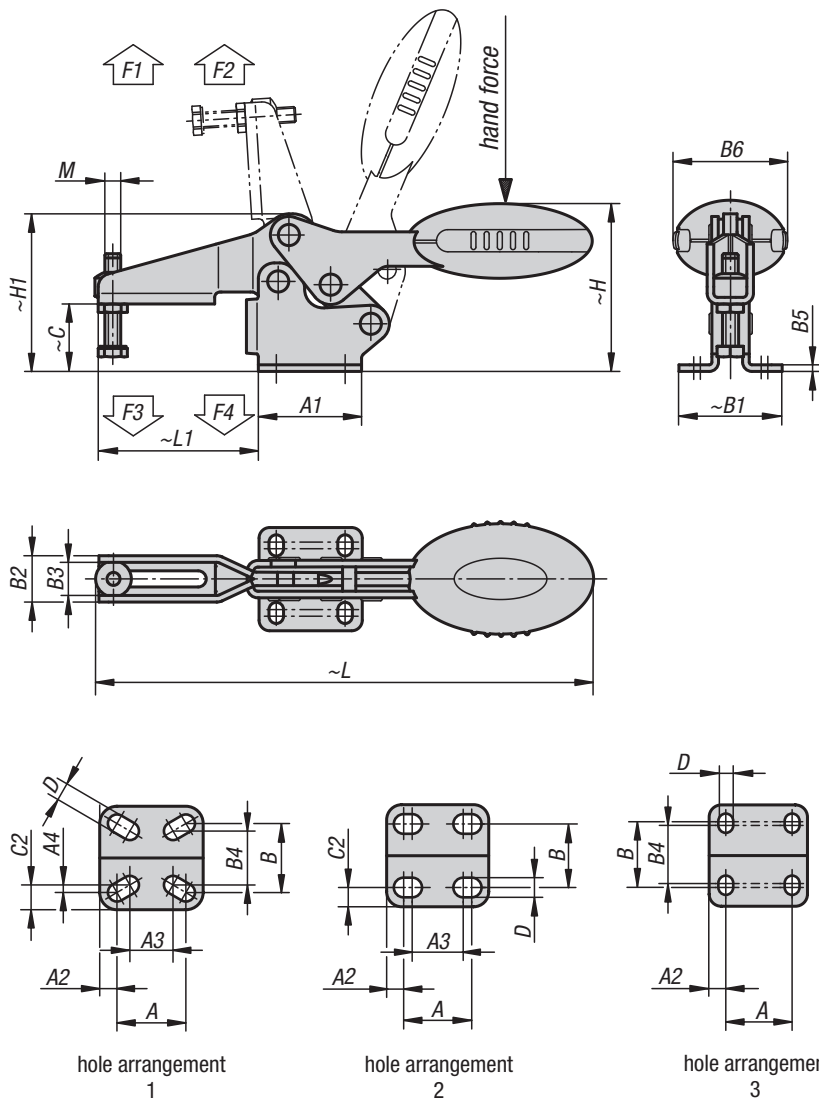
Material:
Stainless steel.
Grip polyamide.

Version:
Bright.

Sample order:
K0660.105001

Note:
Maintenance-free high quality link bushings.
Sustainable constant force during opening and closing. Optimum stability through the conical, U-profile clamping arm.

Accessories:
K0106
K0384
K0390
K0392
K0667



KIPP Toggle clamps horizontal with flat foot, stainless steel

Order No.	hole arrangement	Opening angle of holding arm	Opening angle of handle	Hand force N	Retaining force F1 N	Retaining force F2 N	Clamping force F3 N	Clamping force F4 N
K0660.104001	1	87°	69°	80	400	500	250	300
K0660.105001	2	86°	67°	100	650	900	550	620
K0660.106001	3	86°	67°	160	1.350	1.900	720	1.200
K0660.108001	3	86°	67°	200	2.000	2.800	830	1.400

Order No.	M	A	A1	A2	A3	A4	B	~B1	B2	B3	B4	B5	B6	~C	C2	D	~H	~H1	~L	~L1
K0660.104001	M4x16	16	24	4	10	1,75	16	24	10,2	7,1	14,1	1,5	20	11,7	5,75	4,2	29,3	26,3	91,8	23,7
K0660.105001	M5x25	18	27	4,5	13,5	-	16,8	27	13,2	9,1	-	2	22,5	17,2	5,1	5,5	43,4	38,9	125,7	41,8
K0660.106001	M6x35	26	39	6,5	-	-	28	39	17,5	12,4	24,6	2,5	43,5	25,4	-	5,5	63,7	59,5	186,6	60,5
K0660.108001	M8x45	26	44	9	-	-	31	45	21	15,7	24	2,5	41,5	32,2	-	6,2	73,9	70	223,1	74,9

Toggle clamps horizontal with safety interlock

with flat foot and adjustable clamping spindle, stainless steel



Material:
Stainless steel.
Grip polyamide.
Unlocking bracket TPE.

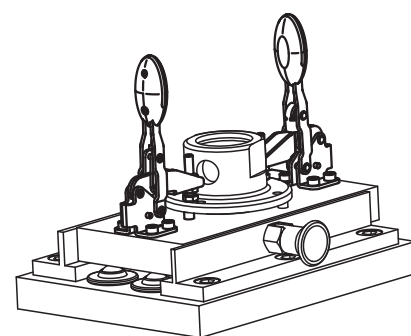
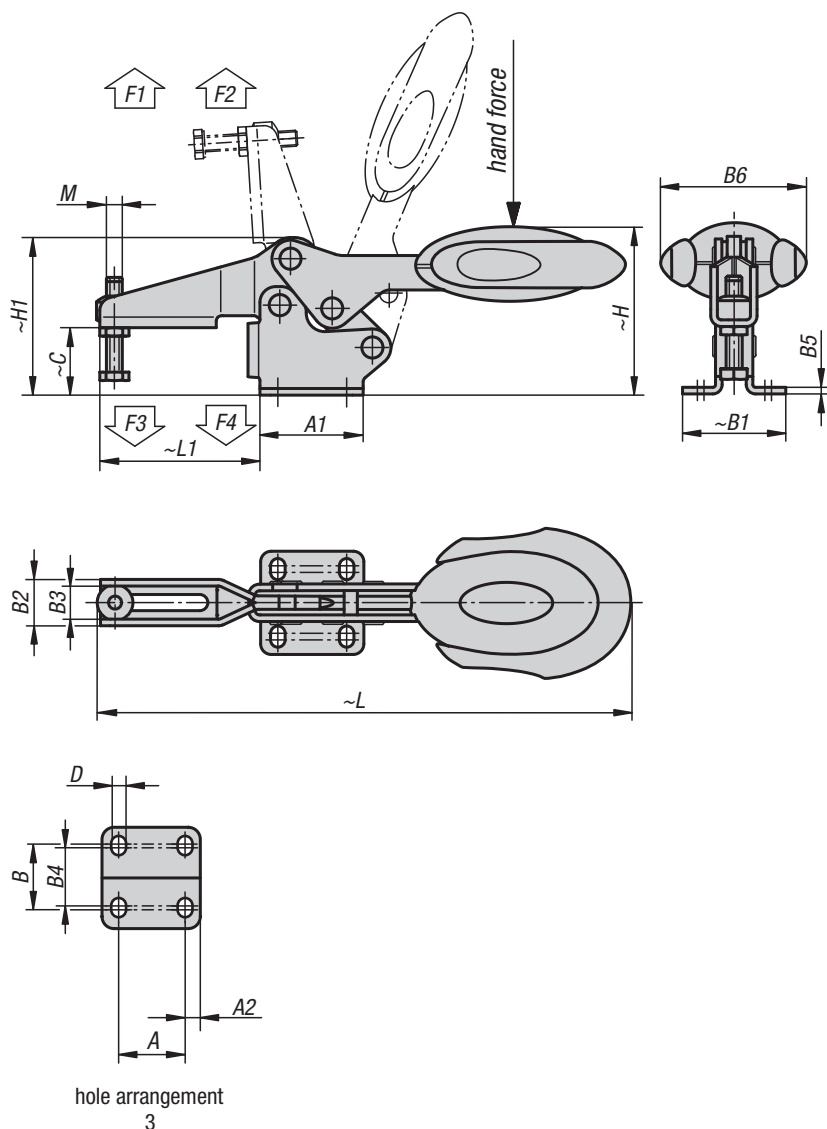
Version:
Bright.

Sample order:
K0660.106101

Note:
Maintenance-free high quality link bushings.
Sustainable constant force during opening and closing. Optimum stability through the conical, U-profile clamping arm. Including internal bar lock with automatic safety catch.

Accessories:


- K0106
- K0384
- K0390
- K0392
- K0667



KIPP Toggle clamps horizontal with flat foot and safety interlock, stainless steel

Order No.	hole arrangement	Opening angle of holding arm ~	Opening angle of handle ~	Hand force N	Retaining force F1 N	Retaining force F2 N	Clamping force F3 N	Clamping force F4 N
K0660.106101	3	86°	67°	160	1.350	1.900	720	1.200
K0660.108101	3	86°	67°	200	2.000	2.800	830	1.400

Order No.	M	A	A1	A2	B	~B1	B2	B3	B4	B5	B6	~C	D	~H	~H1	~L	~L1
K0660.106101	M6x35	26	39	6,5	28	39	17,5	12,4	24,6	2,5	53,4	25,4	5,5	63,7	59,5	193,3	60,5
K0660.108101	M8x45	26	44	9	31	45	21	15,7	24	2,5	51,1	32,2	6,2	73,9	70	230,3	74,9

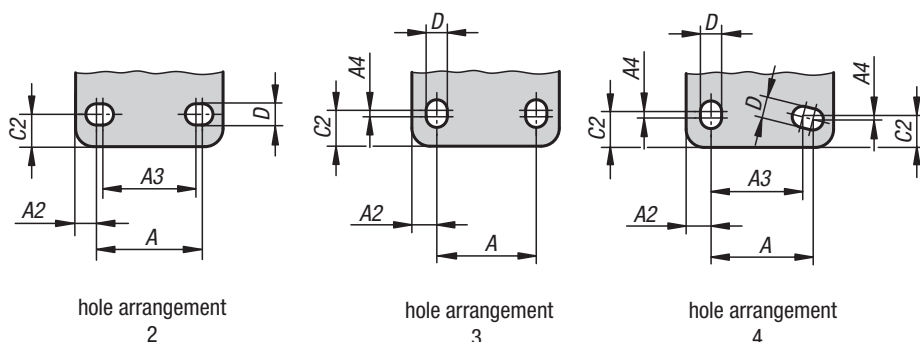
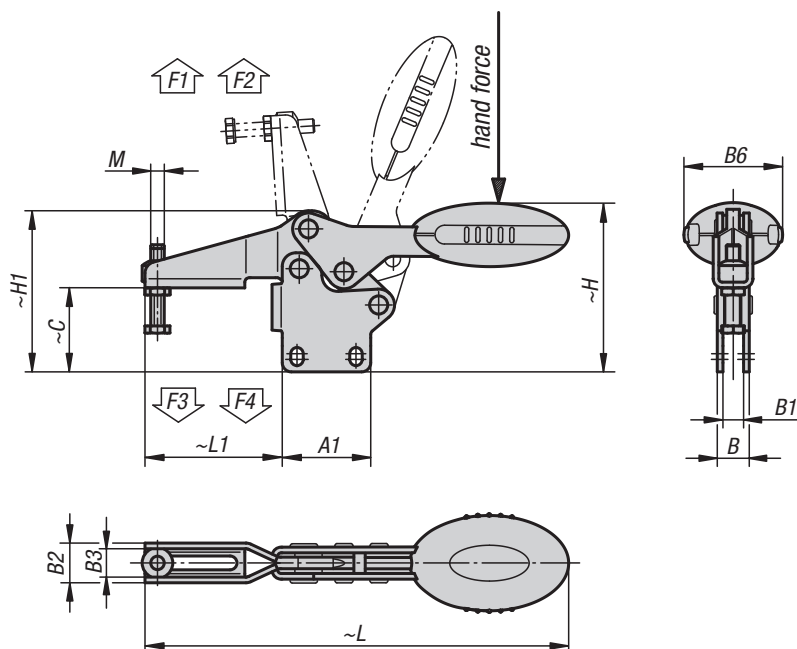


Toggle clamps horizontal

with straight foot and adjustable clamping spindle



KIPPlOCK



Material:

Steel.
Grip polyamide.

Version:

Nitro-carburized and black oxidized.

Sample order:

K0661.005001

Note:

Maintenance-free high quality link bushings. Sustainable constant force during opening and closing. Optimum stability through the conical, U-profile clamping arm.

Accessories:

- K0106
- K0383
- K0388
- K0390
- K0391
- K0392
- K0393

KIPP Toggle clamps horizontal with straight foot and adjustable clamping spindle

Order No.	hole arrangement	Opening angle of holding arm ~	Opening angle of handle ~	Hand force N	Retaining force F1 N	Retaining force F2 N	Clamping force F3 N	Clamping force F4 N
K0661.005001	2	86°	67°	100	650	900	550	620
K0661.006001	3	86°	67°	160	1350	1900	720	1200
K0661.008001	3	86°	67°	200	2000	2800	830	1400
K0661.010001	3	90°	71°	250	2200	4500	1200	2800
K0661.012001	4	88°	68°	280	2400	5500	1000	2800

Order No.	M	A	A1	A2	A3	A4	B	B1	B2	B3	B6	~C	C2	D	~H	~H1	~L	~L1
K0661.005001	M5x25	18	27	4,5	13,5	-	8,1	4,1	13,2	9,1	22,5	26,2	5,1	5,5	52,2	47,9	125,7	41,8
K0661.006001	M6x35	26	39	6,5	-	2,5	14,1	9,1	17,5	12,4	43,5	36,9	5,5	5,5	75,2	71	186,6	60,5
K0661.008001	M8x45	26	44	9	-	3,5	14,1	9,1	21	15,7	41,5	46,5	7	6,2	88,2	84,3	223,1	74,9
K0661.010001	M10x55	41,5	59	9	-	2	16,2	9,2	26	18,7	47	59,6	8	8,8	114,3	107,5	279,3	103,9
K0661.012001	M12x70	44	65	11	40	1	16,2	9,2	28	20,9	47	75,9	13,5	8,5	128,4	125,2	314,7	122

Toggle clamps horizontal with safety interlock

with straight foot and adjustable clamping spindle



KIPPlOCK⁺



Material:
Steel.
Grip polyamide.
Unlocking bracket TPE.

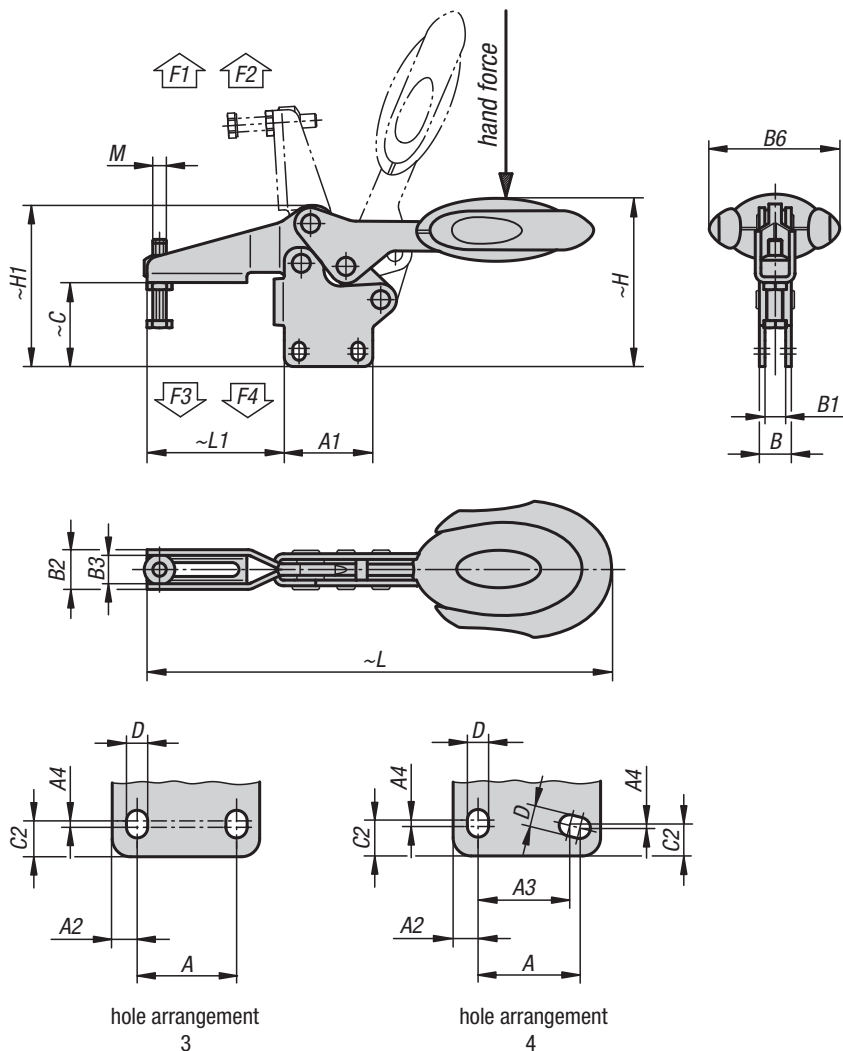
Version:
Nitro-carburized and black oxidized.

Sample order:
K0661.006101

Note:
Maintenance-free high quality link bushings.
Sustainable constant force during opening and closing. Optimum stability through the conical, U-profile clamping arm. Including internal bar lock with automatic safety catch.

Accessories:

- K0106
- K0383
- K0388
- K0390
- K0391
- K0392
- K0393



KIPP Toggle clamps horizontal with safety interlock with straight foot and adjustable clamping spindle

Order No.	hole arrangement	Opening angle of holding arm	Opening angle of handle	Hand force N	Retaining force F1 N	Retaining force F2 N	Clamping force F3 N	Clamping force F4 N
K0661.006101	3	86°	67°	160	1350	1900	720	1200
K0661.008101	3	86°	67°	200	2000	2800	830	1400
K0661.010101	3	90°	71°	250	2200	4500	1200	2800
K0661.012101	4	88°	68°	280	2400	5500	1000	2800

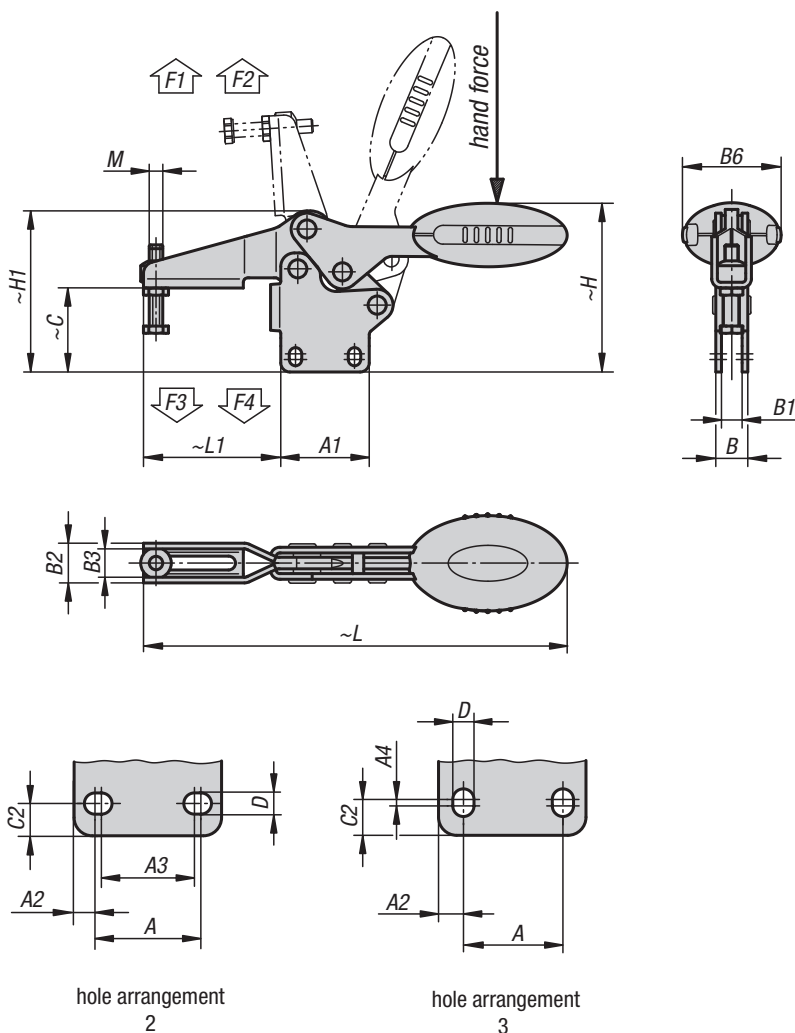
Order No.	M	A	A1	A2	A3	A4	B	B1	B2	B3	B6	~C	C2	D	~H	~H1	~L	~L1
K0661.006101	M6x35	26	39	6,5	-	2,5	14,1	9,1	17,5	12,4	53,4	36,9	5,5	5,5	75,2	71	193,7	60,5
K0661.008101	M8x45	26	44	9	-	3,5	14,1	9,1	21	15,7	51,1	46,5	7	6,2	88,2	84,3	230,3	74,9
K0661.010101	M10x55	41,5	59	9	-	2	16,2	9,2	26	18,7	56,5	59,6	8	8,8	114,3	107,5	286,4	103,9
K0661.012101	M12x70	44	65	11	40	1	16,2	9,2	28	20,9	56,5	75,9	13,5	8,5	128,4	125,2	321,3	122

Toggle clamps horizontal

with straight foot and adjustable clamping spindle, stainless steel



KIPPlöck



Material:

Stainless steel.
Grip polyamide.

Version:

Bright.

Sample order:

K0661.105001

Note:

Maintenance-free high quality link bushings. Sustainable constant force during opening and closing. Optimum stability through the conical, U-profile clamping arm.

Accessories:

- K0106
- K0384
- K0390
- K0392
- K0667

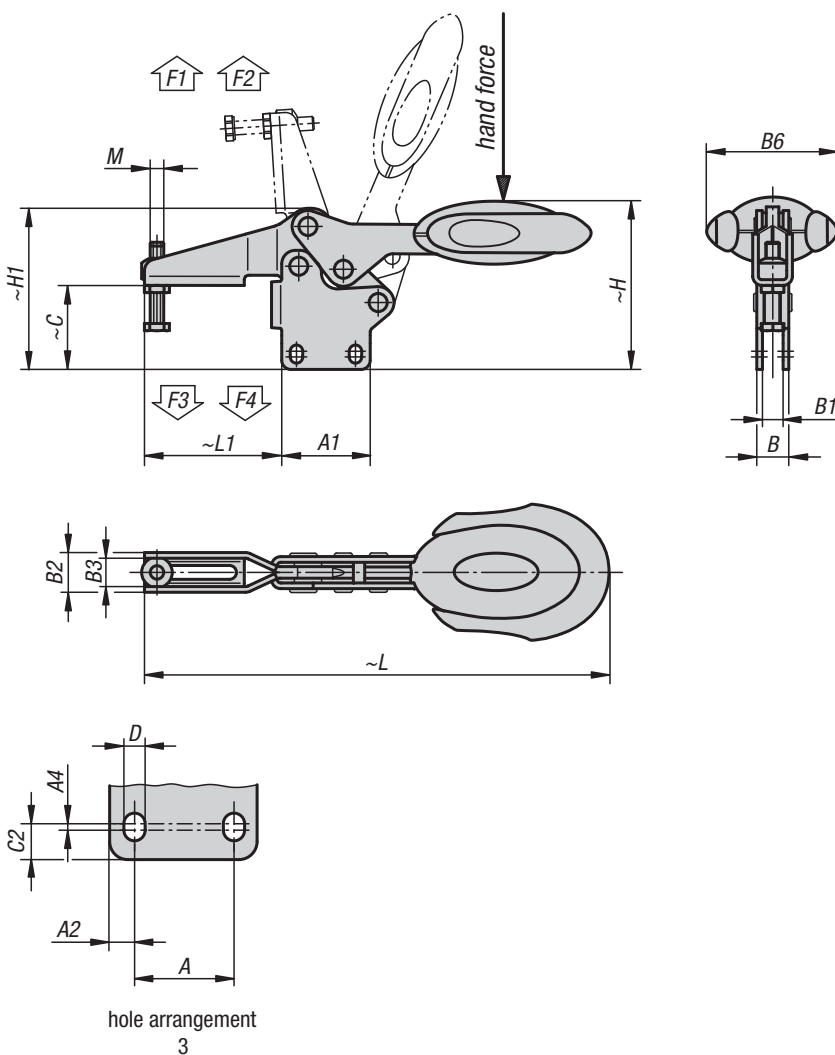
KIPP Toggle clamps horizontal with straight foot and adjustable clamping spindle, stainless steel

Order No.	hole arrangement	Opening angle of holding arm ~	Opening angle of handle ~	Hand force N	Retaining force F1 N	Retaining force F2 N	Clamping force F3 N	Clamping force F4 N
K0661.105001	2	86°	67°	100	650	900	550	620
K0661.106001	3	86°	67°	160	1.350	1.900	720	1.200
K0661.108001	3	86°	67°	200	2.000	2.800	830	1.400

Order No.	M	A	A1	A2	A3	A4	B	B1	B2	B3	B6	~C	C2	D	~H	~H1	~L	~L1
K0661.105001	M5x25	18	27	4,5	13,5	-	8,1	4,1	13,2	9,1	22,5	26,2	5,1	5,5	52,2	47,9	125,7	41,8
K0661.106001	M6x35	26	39	6,5	-	2,5	14,1	9,1	17,5	12,4	43,5	36,9	5,5	5,5	75,2	71	186,6	60,5
K0661.108001	M8x45	26	44	9	-	3,5	14,1	9,1	21	15,7	41,5	46,5	7	6,2	88,2	84,3	223,1	74,9

Toggle clamps horizontal with safety interlock

with straight foot and adjustable clamping spindle, stainless steel



Material:

Stainless steel.
Grip polyamide.
Unlocking bracket TPE.

Version:

Bright.

Sample order:

K0661.106101

Note:

Maintenance-free high quality link bushings.
Sustainable constant force during opening and closing. Optimum stability through the conical, U-profile clamping arm. Including internal bar lock with automatic safety catch.

Accessories:

K0106
K0384
K0390
K0392
K0667

KIPP Toggle clamps horizontal with safety interlock with straight foot and adjustable clamping spindle, stainless steel

Order No.	hole arrangement	Opening angle of holding arm ~	Opening angle of handle ~	Hand force N	Retaining force F1 N	Retaining force F2 N	Clamping force F3 N	Clamping force F4 N
K0661.106101	3	86°	67°	160	1.350	1.900	720	1.200
K0661.108101	3	86°	67°	200	2.000	2.800	830	1.400

Order No.	M	A	A1	A2	A4	B	B1	B2	B3	B6	~C	C2	D	~H	~H1	~L	~L1
K0661.106101	M6x35	26	39	6,5	2,5	14,1	9,1	17,5	12,4	53,4	36,9	5,5	5,5	75,2	71	193,7	60,5
K0661.108101	M8x45	26	44	9	3,5	14,1	9,1	21	15,7	51,1	46,5	7	6,2	88,2	84,3	230,3	74,9

Toggle clamps vertical

with flat foot and adjustable clamping spindle



KIPPlOCK



Material:

Steel.
Grip polyamide.

Version:

Nitro-carburized and black oxidized.

Sample order:

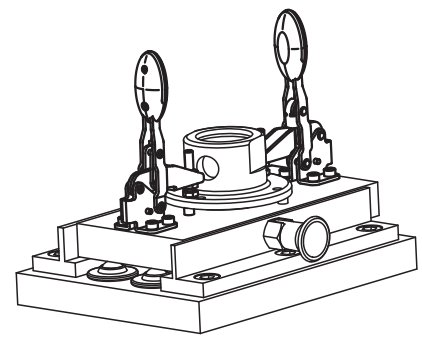
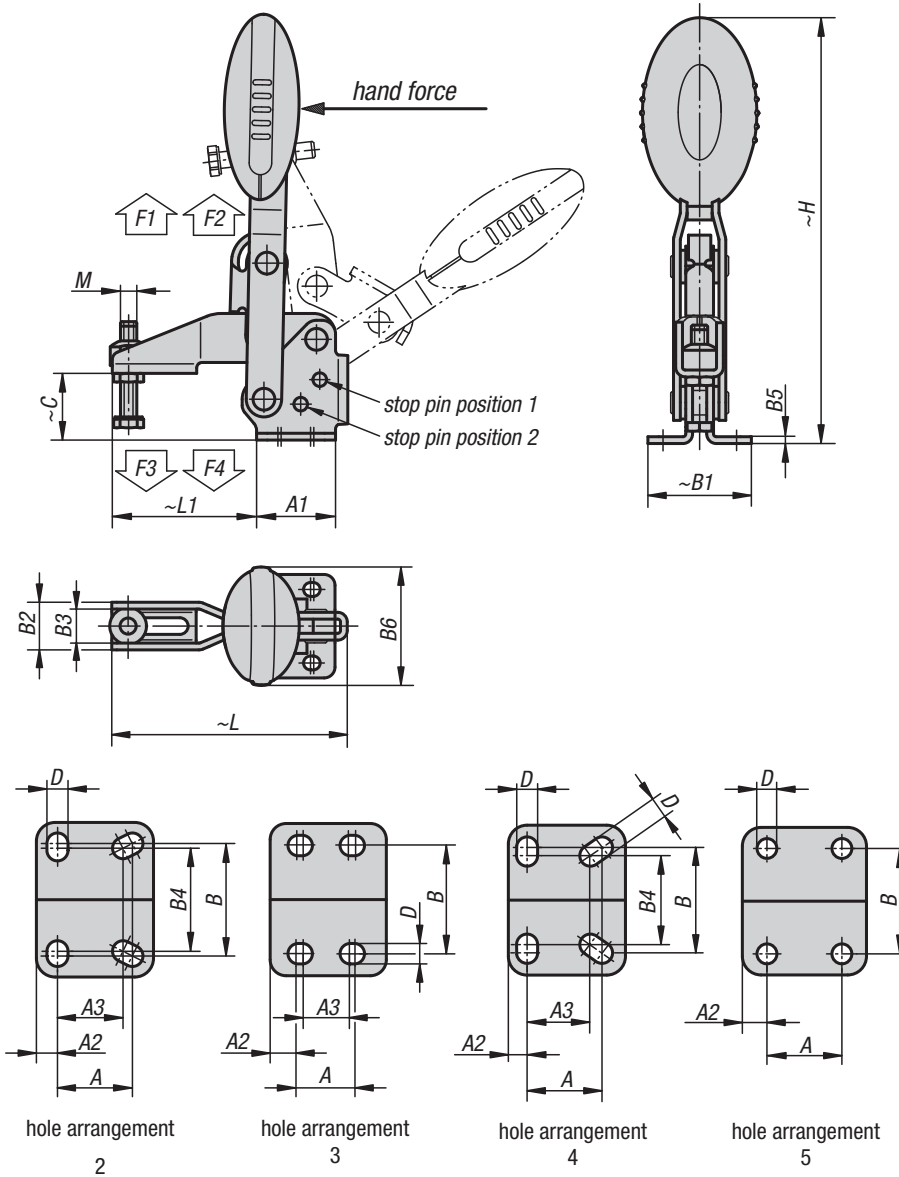
K0662.005001

Note:

Maintenance-free high quality link bushings.
Sustainable constant force during opening and closing. Optimum stability through the conical, U-profile clamping arm.

Accessories:

- K0106
- K0098
- K0383
- K0388
- K0390
- K0391
- K0392
- K0393



Toggle clamps vertical

with flat foot and adjustable clamping spindle



KIPP Toggle clamps vertical with flat foot and adjustable clamping spindle

Order No.	Opening angle holding arm ~ position 1	Opening angle holding arm ~ position 2	Opening angle holding arm ~ stop pin removed	Opening angle handle ~ position 1	Opening angle handle ~ position 2	Opening angle handle ~ stop pin removed	Hand force N	Retaining force F1 N	Retaining force F2 N	Clamping force F3 N	Clamping force F4 N
K0662.005001	100°	-	147°	64°	-	83°	100	750	1050	620	750
K0662.006001	56°	83°	152°	46°	56°	83°	160	1350	1650	920	1050
K0662.008001	13°	93°	158°	26°	61°	86°	190	2000	2800	940	1350
K0662.010001	6°	97°	176°	19°	59°	91°	250	2500	4500	1500	2800
K0662.012001	11°	88°	164°	24°	60°	91°	280	3000	5500	1400	2800

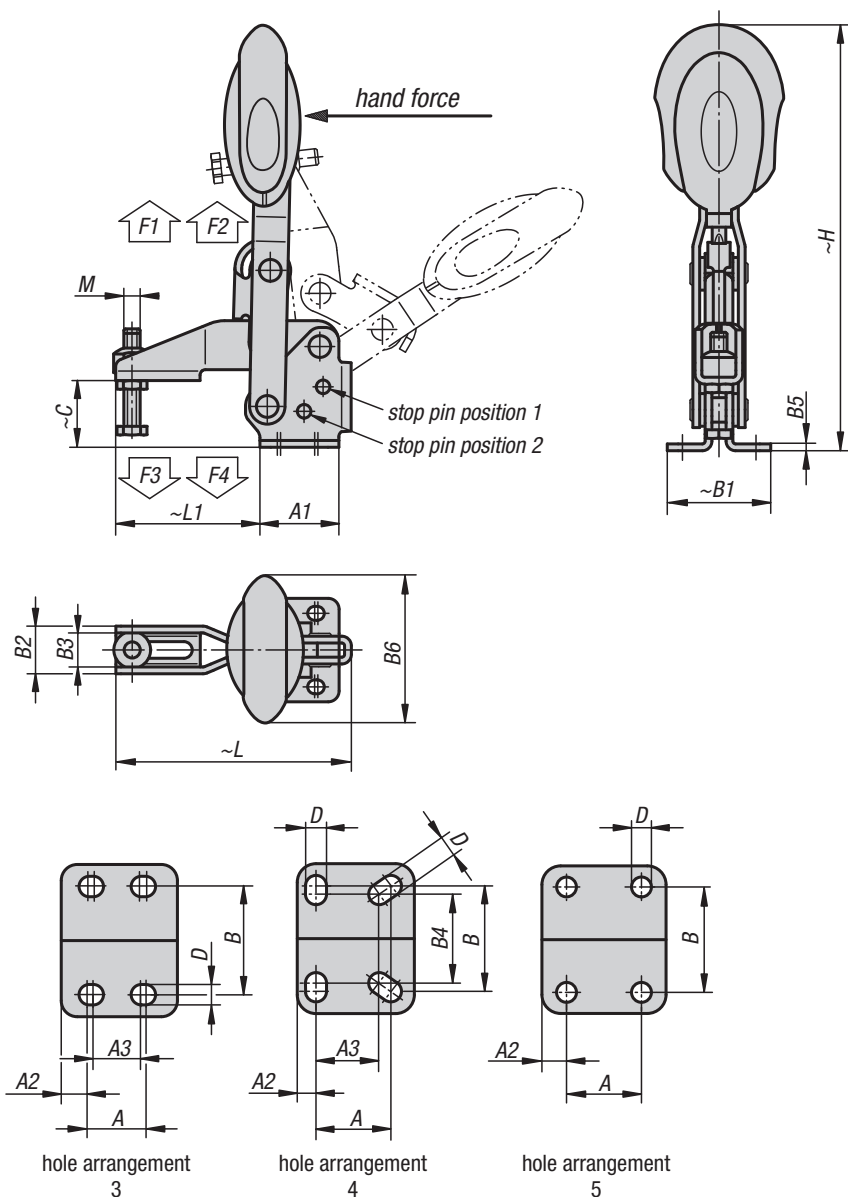
Order No.	hole arrangement	M	A	A1	A2	A3	B	~B1	B2	B3	B4	B5	B6	~C	D	~H	~L	~L1	Order No. Angle bracket
K0662.005001	2	M5x25	16	25	4,5	14	24	33	13,2	9,1	22	2	22,5	19,1	4,5	108,5	66,5	35	K0098.02
K0662.006001	3	M6x35	14	29	7	12	27	38	17,5	12,4	-	2,5	43,5	24,7	5,5	156,1	87,5	53	K0098.02
K0662.008001	3	M8x45	21	39	9	19	32	45	20,6	15,5	-	2,5	41,5	32,7	6,8	184,2	107,5	62	K0098.04
K0662.010001	4	M10x55	32	50	8	27	45	64	25,5	18,4	38	3,5	47	38,7	9	223,9	153	95	K0098.06
K0662.012001	5	M12x70	32	53	10,5	-	45	63	28	20,9	-	3,5	47	46,7	8,8	242,4	173,5	113,5	K0098.06

Toggle clamps vertical with safety interlock

with flat foot and adjustable clamping spindle



KIPPl⁺ock



Material:
Steel.
Grip polyamide.
Unlocking bracket TPE.

Version:
Nitro-carburized and black oxidized.

Sample order:
K0662.006101

Note:
Maintenance-free high quality link bushings. Sustainable constant force during opening and closing. Optimum stability through the conical, U-profile clamping arm. Including internal bar lock with automatic safety catch.

Accessories:
K0106
K0098
K0383
K0388
K0390
K0391
K0392
K0393

KIPP Toggle clamps vertical with safety interlock with flat foot and adjustable clamping spindle

Order No.	Opening angle holding arm ~ position 1	Opening angle holding arm ~ position 2	Opening angle holding arm ~ stop pin removed	Opening angle handle ~ position 1	Opening angle handle ~ position 2	Opening angle handle ~ stop pin removed	Hand force N	Retaining force F1 N	Retaining force F2 N	Clamping force F3 N	Clamping force F4 N
K0662.006101	56°	83°	152°	46°	56°	83°	160	1350	1650	920	1050
K0662.008101	13°	93°	158°	26°	61°	86°	190	2000	2800	940	1350
K0662.010101	6°	97°	176°	19°	59°	91°	250	2500	4500	1500	2800
K0662.012101	11°	88°	164°	24°	60°	91°	280	3000	5500	1400	2800

Order No.	hole arrangement	M	A	A1	A2	A3	B	~B1	B2	B3	B4	B5	B6	~C	D	~H	~L	~L1	Order No. Angle bracket
K0662.006101	3	M6x35	14	29	7	12	27	38	17,5	12,4	-	2,5	53,4	24,7	5,5	162,8	87,5	53	K0098.02
K0662.008101	3	M8x45	21	39	9	19	32	45	20,6	15,5	-	2,5	51,1	32,7	6,8	191,4	107,5	62	K0098.04
K0662.010101	4	M10x55	32	50	8	27	45	64	25,5	18,4	38	3,5	56,5	38,7	9	230,5	153	95	K0098.06
K0662.012101	5	M12x70	32	53	10,5	-	45	63	28	20,9	-	3,5	56,5	46,7	8,8	249,1	173,5	113,5	K0098.06

Toggle clamps vertical

with flat foot and adjustable clamping spindle, stainless steel



KIPPlOCK



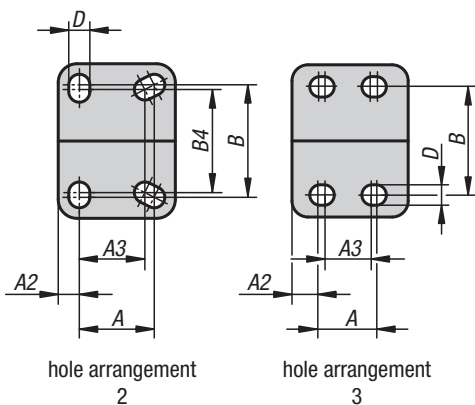
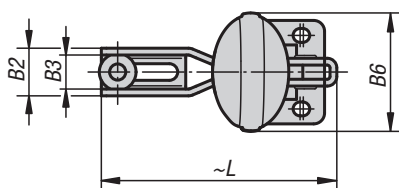
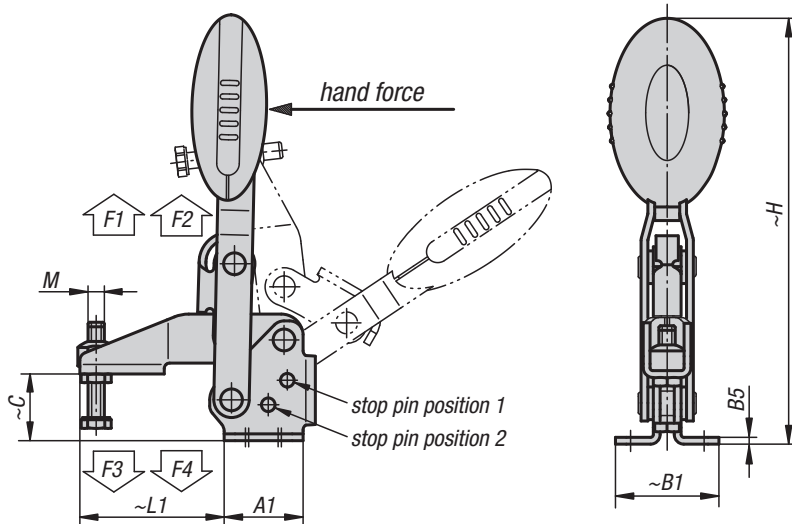
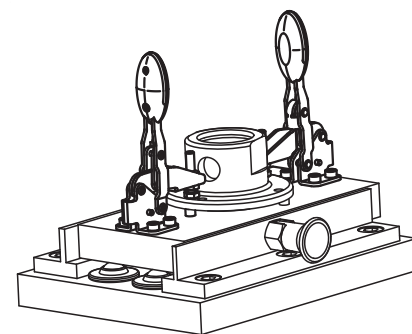
Material:
Stainless steel.
Grip polyamide.

Version:
Bright.

Sample order:
K0662.105001

Note:
Maintenance-free high quality link bushings. Sustainable constant force during opening and closing. Optimum stability through the conical, U-profile clamping arm.

Accessories:
K0106
K0384
K0390
K0392
K0667



KIPP Toggle clamps vertical with flat foot and adjustable clamping spindle, stainless steel

Order No.	Opening angle holding arm ~ position 1	Opening angle holding arm ~ position 2	Opening angle holding arm ~ stop pin removed	Opening angle handle ~ position 1	Opening angle handle ~ position 2	Opening angle handle ~ stop pin removed	Hand force N	Retaining force F1 N	Retaining force F2 N	Clamping force F3 N	Clamping force F4 N
K0662.105001	100°	-	147°	64°	-	83°	100	750	1.050	620	750
K0662.106001	56°	83°	152°	46°	56°	83°	160	1.350	1.650	920	1.050
K0662.108001	13°	93°	158°	26°	61°	86°	190	2.000	2.800	940	1.350

Order No.	hole arrangement	M	A	A1	A2	A3	B	$\sim B1$	B2	B3	B4	B5	B6	$\sim C$	D	$\sim H$	$\sim L$	$\sim L1$
K0662.105001	2	M5x25	16	25	4,5	14	24	33	13,2	9,1	22	2	22,5	19,1	4,5	108,5	66,5	35
K0662.106001	3	M6x35	14	29	7	12	27	38	17,5	12,4	-	2,5	43,5	24,7	5,5	156,1	87,5	53
K0662.108001	3	M8x45	21	39	9	19	32	45	20,6	15,5	-	2,5	41,5	32,7	6,8	184,2	107,5	62

Toggle clamps vertical with safety interlock

with flat foot and adjustable clamping spindle, stainless steel



KIPPlOCK⁺



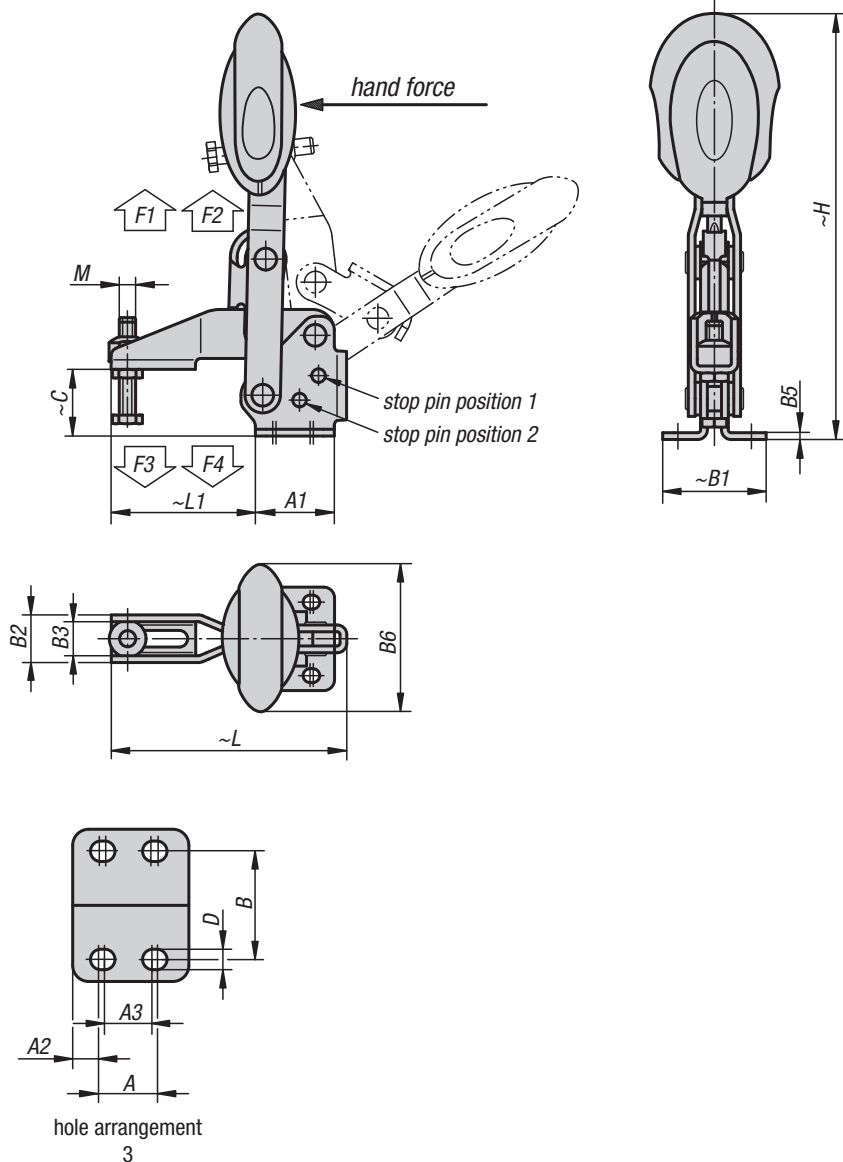
Material:
Stainless steel.
Grip polyamide.
Unlocking bracket TPE.

Version:
Bright.

Sample order:
K0662.106101

Note:
Maintenance-free high quality link bushings.
Sustainable constant force during opening and closing. Optimum stability through the conical, U-profile clamping arm. Including internal bar lock with automatic safety catch.


Accessories:
K0106
K0384
K0390
K0392
K0667



KIPP Toggle clamps vertical with safety interlock with flat foot and adjustable clamping spindle, stainless steel

Order No.	Opening angle holding arm ~ position 1	Opening angle holding arm ~ position 2	Opening angle holding arm ~ stop pin removed	Opening angle handle ~ position 1	Opening angle handle ~ position 2	Opening angle handle ~ stop pin removed	Hand force N	Retaining force F1 N	Retaining force F2 N	Clamping force F3 N	Clamping force F4 N
K0662.106101	56°	83°	152°	46°	56°	83°	160	1.350	1.650	920	1.050
K0662.108101	13°	93°	158°	26°	61°	86°	190	2.000	2.800	940	1.350

Order No.	hole arrangement	M	A	A1	A2	A3	B	~B1	B2	B3	B5	B6	~C	D	~H	~L	~L1
K0662.106101	3	M6x35	14	29	7	12	27	38	17,5	12,4	2,5	53,4	24,7	5,5	162,8	87,5	53
K0662.108101	3	M8x45	21	39	9	19	32	45	20,6	15,5	2,5	51,1	32,7	6,8	191,4	107,5	62

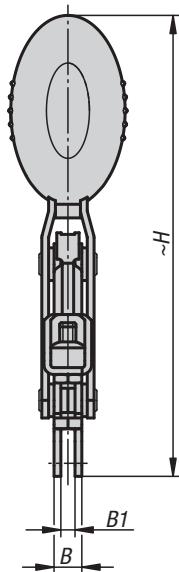
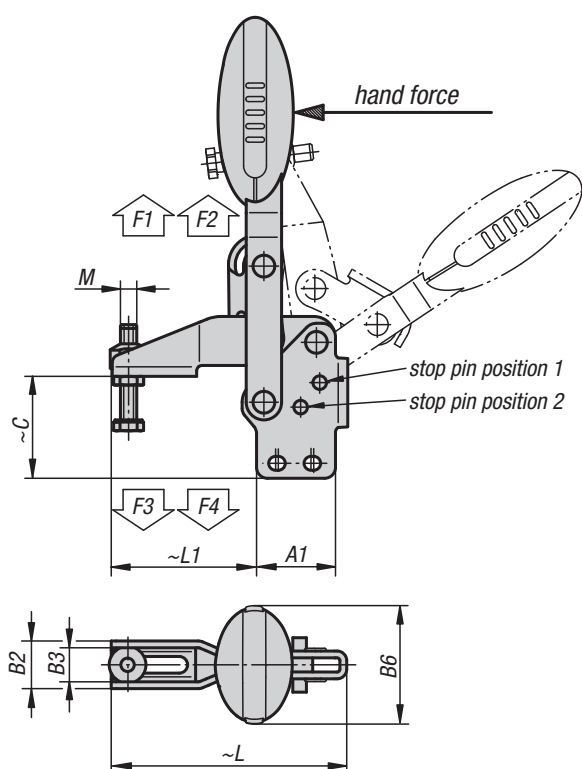


Toggle clamps vertical

with straight foot and adjustable clamping spindle



KIPPlOCK



Material:

Steel.
Grip polyamide.

Version:

Nitro-carburized and black oxidized.

Sample order:

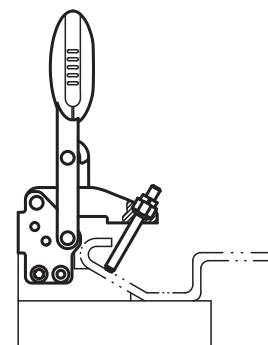
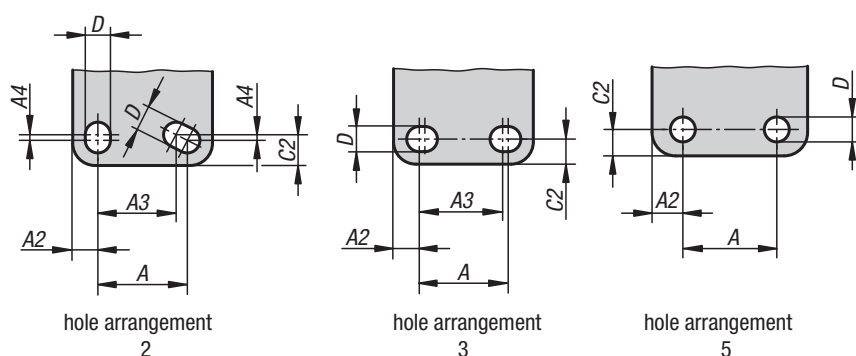
K0663.005001

Note:

Maintenance-free high quality link bushings. Sustainable constant force during opening and closing. Optimum stability through the conical, U-profile clamping arm.

Accessories:

- K0106
- K0383
- K0388
- K0390
- K0391
- K0392
- K0393



KIPP Toggle clamps vertical with straight foot and adjustable clamping spindle

Order No.	Opening angle holding arm ~ position 1	Opening angle holding arm ~ position 2	Opening angle holding arm ~ stop pin removed	Opening angle handle ~ position 1	Opening angle handle ~ position 2	Hand force N	Retaining force F1 N	Retaining force F2 N	Clamping force F3 N	Clamping force F4 N
K0663.005001	100°	-	129°	64°	-	100	750	1050	620	750
K0663.006001	56°	83°	141°	46°	56°	160	1350	1650	920	1050
K0663.008001	13°	93°	158°	26°	61°	190	2000	2800	940	1350
K0663.010001	6°	97°	176°	19°	59°	250	2500	4500	1500	2800
K0663.012001	11°	88°	164°	24°	60°	280	3000	5500	1400	2800

Order No.	hole arrangement	M	A	A1	A2	A3	A4	B	B1	B2	B3	B6	$\sim C$	C2	D	$\sim H$	$\sim L$	$\sim L1$
K0663.005001	2	M5x25	16	25	4,5	14	1	8,1	4,1	13,2	9,1	22,5	30,9	5,5	4,5	120,3	63,5	35
K0663.006001	3	M6x35	14	29	7	12	-	10,2	5,2	17,5	12,4	43,5	37,6	5,5	5,5	169,0	86,5	53
K0663.008001	3	M8x45	21	39	9	19	-	10,2	5,2	20,6	15,5	41,5	49	6,5	6,8	200,3	107	62
K0663.010001	2	M10x55	32	50	8	27	3,5	14,1	7,1	25,5	18,4	47	62,3	13	9	247,4	153	95
K0663.012001	5	M12x70	32	53	10,5	-	-	14,1	7,1	28	20,9	47	69,8	9	8,8	265,5	173,5	113,5

Toggle clamps vertical with safety interlock

with straight foot and adjustable clamping spindle



KIPPlOCK⁺



Material:

Steel.
Grip polyamide.
Unlocking bracket TPE.

Version:

Nitro-carburized and black oxidized.

Sample order:

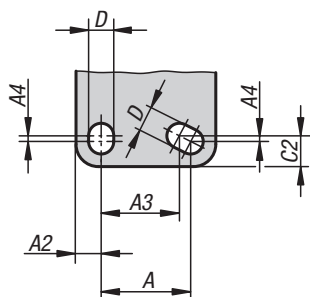
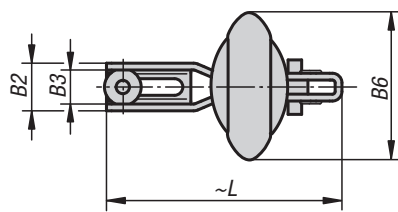
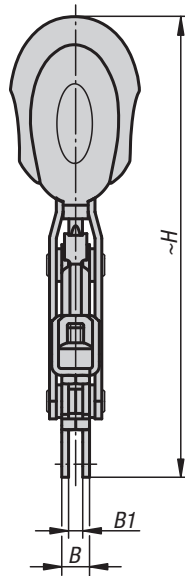
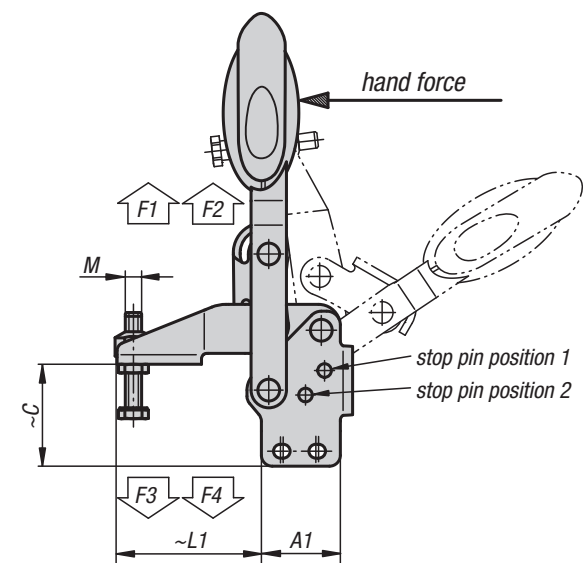
K0663.006101

Note:

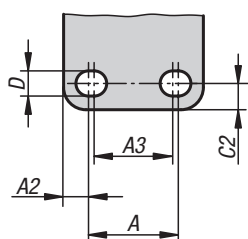
Maintenance-free high quality link bushings. Sustainable constant force during opening and closing. Optimum stability through the conical, U-profile clamping arm. Including internal bar lock with automatic safety catch.

Accessories:

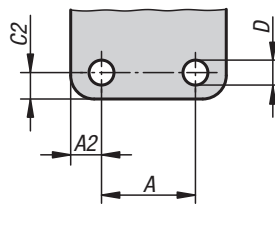
- K0106
- K0383
- K0388
- K0390
- K0391
- K0392
- K0393



hole arrangement 2



hole arrangement 3



hole arrangement 5

KIPP Toggle clamps vertical with safety interlock, with straight foot and adjustable clamping spindle

Order No.	Opening angle holding arm ~ position 1	Opening angle holding arm ~ position 2	Opening angle holding arm ~ stop pin removed	Opening angle handle ~ position 1	Opening angle handle ~ position 2	Hand force N	Retaining force F1 N	Retaining force F2 N	Clamping force F3 N	Clamping force F4 N
K0663.006101	56°	83°	141°	46°	56°	160	1350	1650	920	1050
K0663.008101	13°	93°	158°	26°	61°	190	2000	2800	940	1350
K0663.010101	6°	97°	176°	19°	59°	250	2500	4500	1500	2800
K0663.012101	11°	88°	164°	24°	60°	280	3000	5500	1400	2800

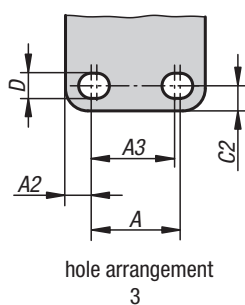
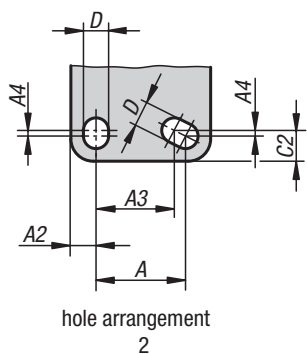
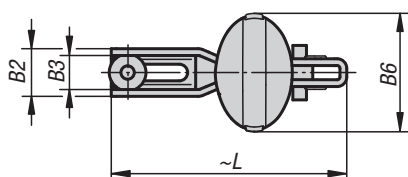
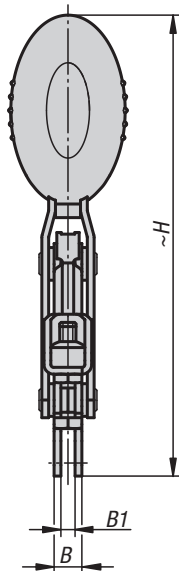
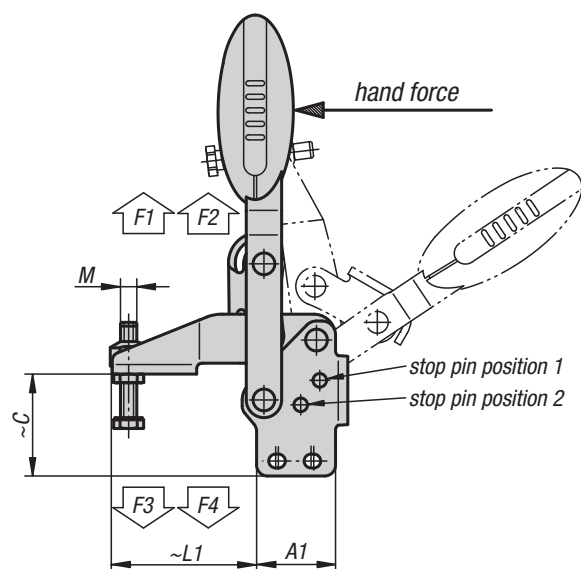
Order No.	hole arrangement	M	A	A1	A2	A3	A4	B	B1	B2	B3	B6	~C	C2	D	~H	~L	~L1
K0663.006101	3	M6x35	14	29	7	12	-	10,2	5,2	17,5	12,4	53,4	37,6	5,5	5,5	175,7	86,5	53
K0663.008101	3	M8x45	21	39	9	19	-	10,2	5,2	20,6	15,5	51,1	49	6,5	6,8	207,6	107	62
K0663.010101	2	M10x55	32	50	8	27	3,5	14,1	7,1	25,5	18,4	56,5	62,3	13	9	254	153	95
K0663.012101	5	M12x70	32	53	10,5	-	-	14,1	7,1	28	20,9	56,5	69,8	9	8,8	271,1	173,5	113,5

Toggle clamps vertical

with straight foot and adjustable clamping spindle, stainless steel



KIPPlOCK



Material:
Stainless steel.
Grip polyamide.

Version:
Bright.

Sample order:
K0663.105001

Note:
Maintenance-free high quality link bushings.
Sustainable constant force during opening and closing. Optimum stability through the conical, U-profile clamping arm.

Accessories:
K0106
K0384
K0390
K0392
K0667

KIPP Toggle clamps vertical with straight foot and adjustable clamping spindle, stainless steel

Order No.	Opening angle holding arm ~ position 1	Opening angle holding arm ~ position 2	Opening angle holding arm ~ stop pin removed	Opening angle handle ~ position 1	Opening angle handle ~ position 2	Hand force N	Retaining force F1 N	Retaining force F2 N	Clamping force F3 N	Clamping force F4 N
K0663.105001	100°	-	129°	64°	-	100	750	1.050	620	750
K0663.106001	56°	83°	141°	46°	56°	160	1.350	1.650	920	1.050
K0663.108001	13°	93°	158°	26°	61°	190	2.000	2.800	940	1.350

Order No.	hole arrangement	M	A	A1	A2	A3	A4	B	B1	B2	B3	B6	~C	C2	D	~H	~L	~L1
K0663.105001	2	M5x25	16	25	4,5	14	1	8,1	4,1	13,2	9,1	22,5	30,9	5,5	4,5	120,3	63,5	35
K0663.106001	3	M6x35	14	29	7	12	-	10,2	5,2	17,5	12,4	43,5	37,6	5,5	5,5	169	86,5	53
K0663.108001	3	M8x45	21	39	9	19	-	10,2	5,2	20,6	15,5	41,5	49	6,5	6,8	200,3	107	62

Toggle clamps vertical with safety interlock

with straight foot and adjustable clamping spindle, stainless steel



KIPPl⁺ock



Material:
Stainless steel.
Grip polyamide.
Unlocking bracket TPE.

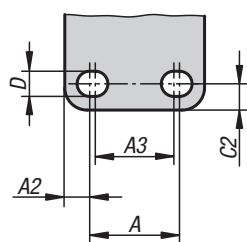
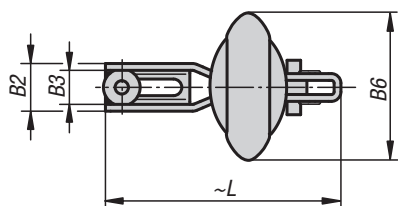
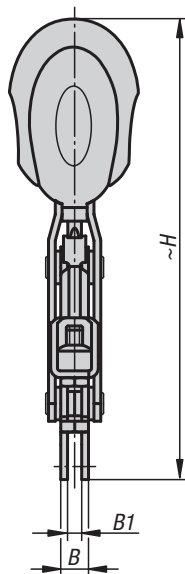
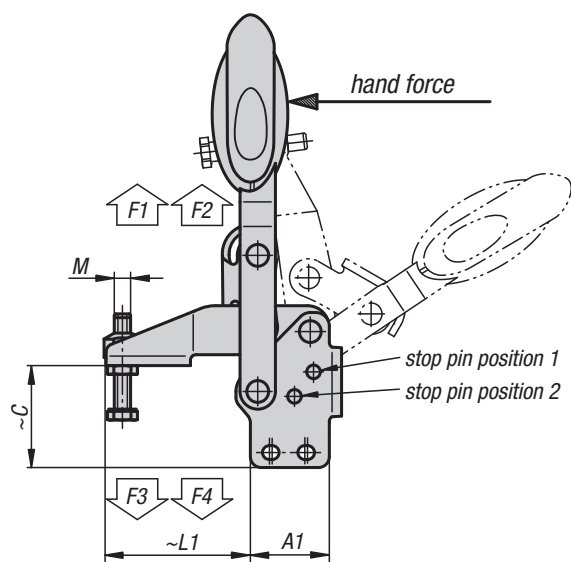
Version:
Bright.

Sample order:
K0663.106101

Note:
Maintenance-free high quality link bushings. Sustainable constant force during opening and closing. Optimum stability through the conical, U-profile clamping arm. Including internal bar lock with automatic safety catch.

Accessories:

- K0106
- K0384
- K0390
- K0392
- K0667



hole arrangement
3

KIPP Toggle clamps vertical with safety interlock with straight foot and adjustable clamping spindle, stainless steel

Order No.	Opening angle holding arm ~ position 1	Opening angle holding arm ~ position 2	Opening angle holding arm ~ stop pin removed	Opening angle handle ~ position 1	Opening angle handle ~ position 2	Hand force N	Retaining force F1 N	Retaining force F2 N	Clamping force F3 N	Clamping force F4 N
K0663.106101	56°	83°	141°	46°	56°	160	1.350	1.650	920	1.050
K0663.108101	13°	93°	158°	26°	61°	190	2.000	2.800	940	1.350

Order No.	hole arrangement	M	A	A1	A2	A3	B	B1	B2	B3	B6	~C	C2	D	~H	~L	~L1
K0663.106101	3	M6x35	14	29	7	12	10,2	5,2	17,5	12,4	53,4	37,6	5,5	5,5	175,7	86,5	53
K0663.108101	3	M8x45	21	39	9	19	10,2	5,2	20,6	15,5	51,1	49	6,5	6,8	207,6	107	62

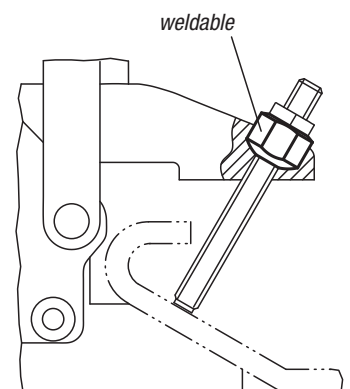
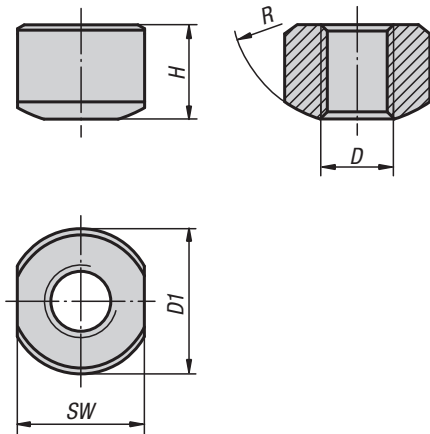
Spherical seating nuts



Material:
Steel or stainless steel

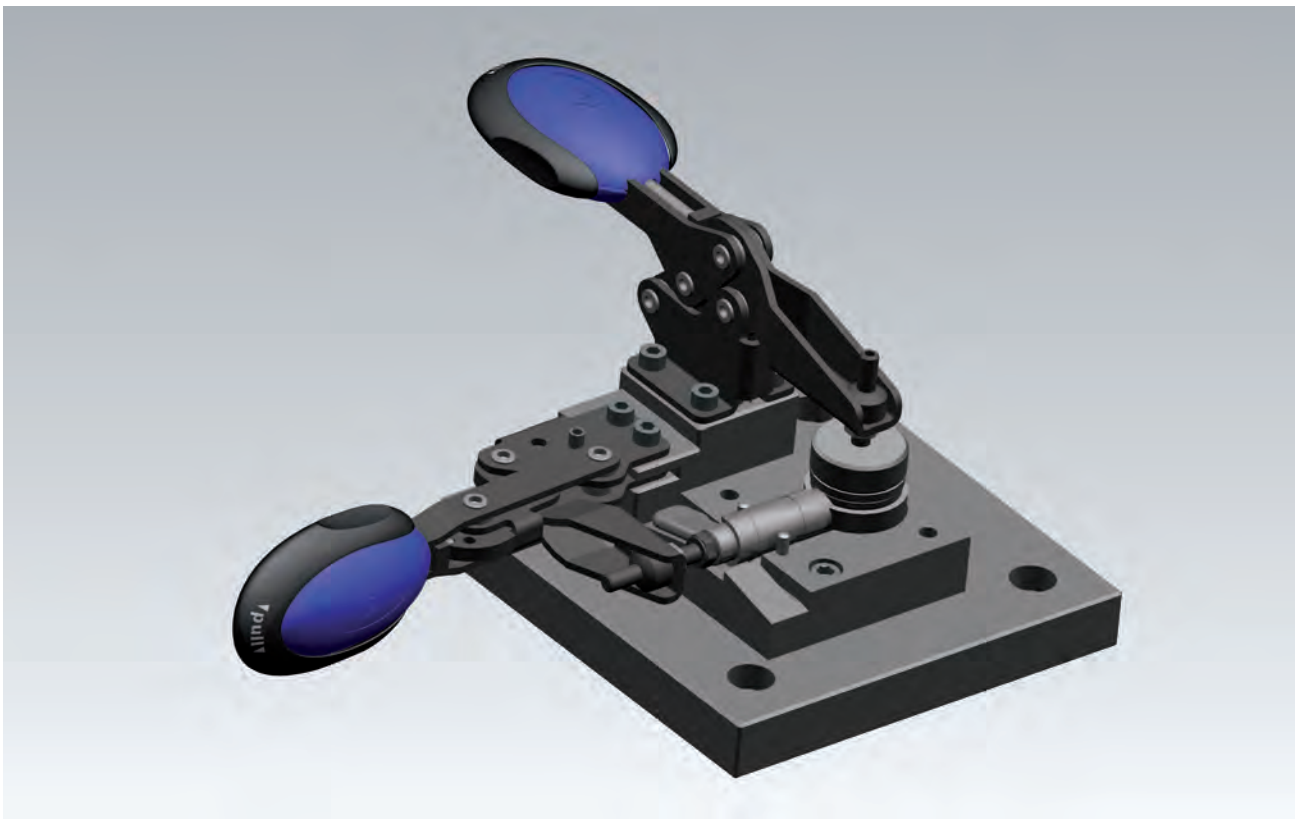

Version:
Steel black oxidised.
Stainless steel bright.

Sample order:
K0664.04



KIPP Spherical seating nuts

Order No. steel	Order No. Stainless steel	D	H	D1	SW	R
K0664.04	K0664.104	M4	5,2	8	7	7
K0664.05	K0664.105	M5	6,7	10	9	9
K0664.06	K0664.106	M6	9,5	13,5	12,2	10
K0664.08	K0664.108	M8	12,8	18	15,3	12
K0664.10	-	M10	12,1	20	18,2	14
K0664.12	-	M12	14,8	23	20	16






Fig. 1:

Clamp top dead centre.

Self-locking of the hinge prevents independent opening during the machining process.

Fig. 2:


Clamp in intermediate position.

The holding arm approaches dead centre of the toggle hinge very rapidly when closing the clamp (swivel angle of handle \ll swivel angle of holding arm).

Fig. 3:

Clamp open.

The wide opening angle of the clamping arm allows easy loading and unloading.



Toggle clamps generate the maximum clamping force when the three pivots are in a straight line (dead centre position). A clamp is locked by moving one pivot beyond the dead centre position. The end position over dead centre is carefully chosen to retain the maximum clamping force while preventing inadvertent opening of the clamp due to vibration or varying loading.

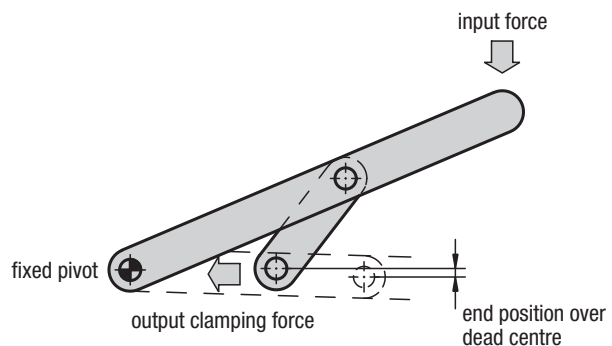
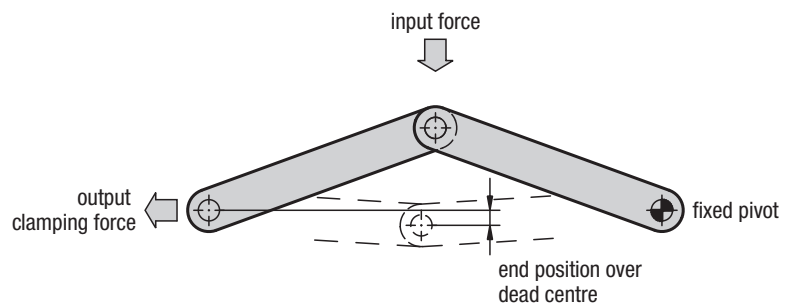
The force-multiplying characteristics of the toggle hinge mechanism put in practice in straight line action clamps can be used to carry out work such as light punching, drilling, forming, bonding, jointing, riveting, welding and locking.

Retention force

The retention force is the force applied to the workpiece which the closed clamp can readily withstand without permanent distortion or loss of function.

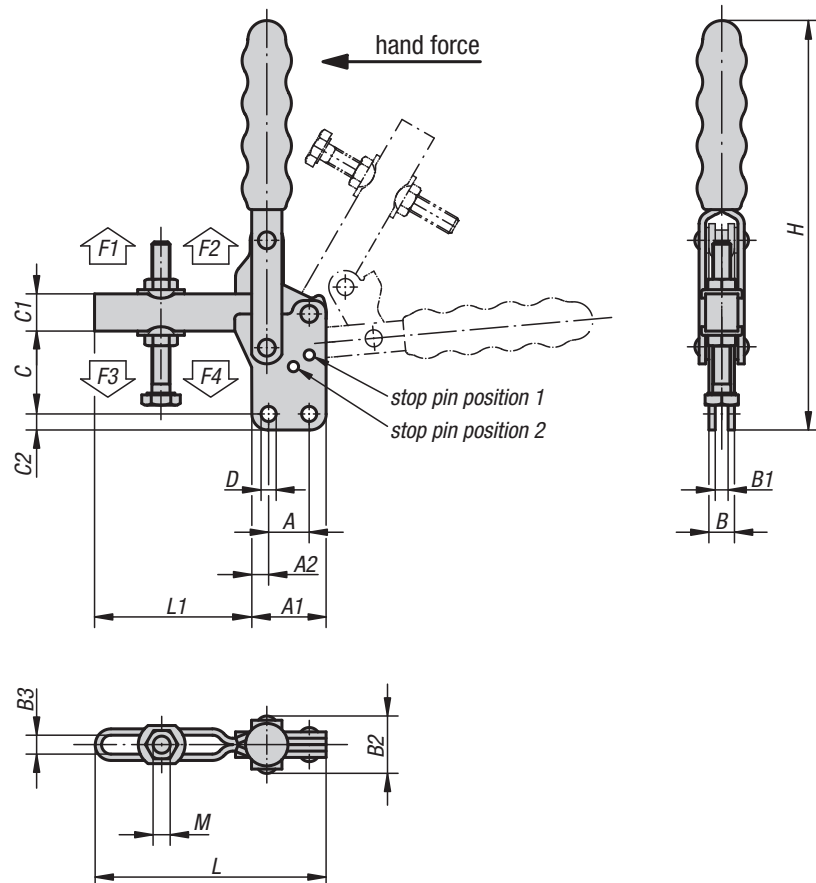
Clamping force

The clamping force is the force applied to the workpiece by the clamping arm when it is closed. The hand forces indicated in the catalogue can achieve the corresponding clamping forces.



Toggle clamps vertical

with straight foot and adjustable clamping spindle



Material:
Steel.

Version:
Galvanized and chromated,
clamping spindle and nuts phosphated,
plastic handle oil-resistant

Sample order:
K0055.0250

Note:
The opening angle between the holding arm and the handle can be reduced or increased by repositioning or removing the stop pin.

A neoprene pressure pad is supplied with versions K0055.0075 and K0055.0150.

- Accessories:**
K0100
K0101
K0102
K0103
K0106
K0107

KIPP Toggle clamps vertical with straight foot and adjustable clamping spindle

Order No.	Opening angle holding arm position 1	Opening angle holding arm position 2	Opening angle holding arm stop pin removed	Opening angle handle position 1	Opening angle handle position 2	Opening angle handle stop pin removed	Matching plastic grip
K0055.0075	130°	-	195°	90°	-	125°	K0100.16
K0055.0150	95°	-	185°	75°	-	110°	K0100.19
K0055.0250	95°	125°	160°	70°	85°	100°	K0100.28
K0055.0350	90°	120°	180°	70°	80°	110°	K0100.30
K0055.0450	90°	125°	180°	70°	85°	110°	K0100.34
K0055.0550	90°	120°	180°	65°	80°	110°	K0100.35

Order No.	A	A1	A2	B	B1	B2	B3	C	C1	C2	D	H	L	L1	M	Hand force N	Retaining force F1 N	Retaining force F2 N	Clamping force F3 N	Clamping force F4 N
K0055.0075	16	26	5	8	4	17	5,5	22	9	5	4,4	106	57	31	M5x35	80	700	1100	500	750
K0055.0150	12,7	27	7	12	6	24	6,4	28	11	5,4	5,1	135	70	43	M6x50	120	1350	1650	800	1050
K0055.0250	19	35	8	12	6	26	8,8	39	17,5	7	7,1	190	110	75	M8x60	190	1000	2800	900	1700
K0055.0350	32	50	9	16	8	33	10,6	54	22	9,6	8,3	245	145	95	M10x80	230	2200	4500	1400	3000
K0055.0450	32	53	10	20	10	42	13,5	59	25	8,7	8,7	246	177	124	M12x100	260	3200	7000	1400	3000
K0055.0550	51	76	12,5	20	10	41	16,5	102	32	12,7	12,3	345	230	154	M16x150	290	3000	8000	1800	3900

Toggle clamps vertical

with straight foot and fixed clamping spindle



Material:
Steel.

Version:
Galvanized and chromated,
clamping spindle and nuts phosphated,
plastic handle oil-resistant

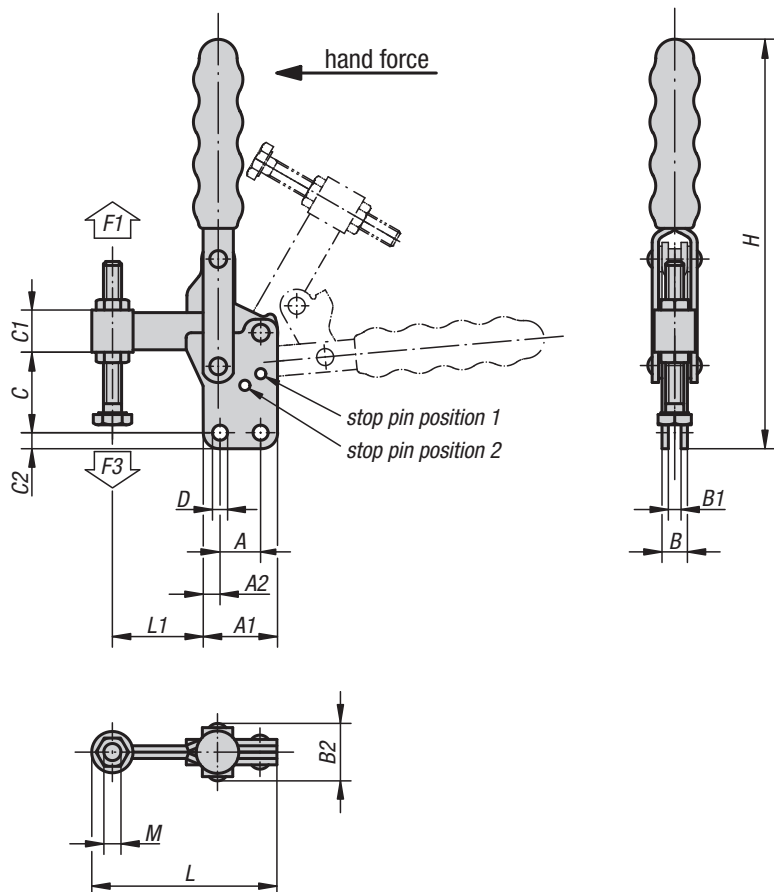
Sample order:
K0056.0150

Note:
The opening angle between the holding arm and the handle can be reduced or increased by repositioning or removing the stop pin.

A neoprene pressure pad is supplied with version K0056.0150.

Accessories:

- K0100
- K0101
- K0102
- K0103
- K0106



KIPP Toggle clamps vertical with straight foot and fixed clamping spindle

Order No.	Opening angle holding arm position 1	Opening angle holding arm position 2	Opening angle holding arm stop pin removed	Opening angle handle position 1	Opening angle handle position 2	Opening angle handle stop pin removed	Matching plastic grip
K0056.0150	95°	-	185°	75°	-	110°	K0100.19
K0056.0250	95°	125°	160°	70°	85°	100°	K0100.28
K0056.0350	90°	120°	180°	70°	80°	110°	K0100.30
K0056.0450	90°	125°	180°	70°	85°	110°	K0100.34
K0056.0550	90°	120°	180°	65°	80°	110°	K0100.35

Order No.	A	A1	A2	B	B1	B2	C	C1	C2	D	H	L	L1	M	Hand force N	Retaining force F1 N	Clamping force F3 N
K0056.0150	12,7	27	7	12	6	24	28	11	5,4	5,1	135	60	26	M6x50	120	1500	900
K0056.0250	19	35	8	12	6	26	37	21,5	7	7,1	190	87	45	M8x60	190	2500	1150
K0056.0350	32	50	9	16	8	33	52	25,5	9,6	8,3	240	124	65	M10x80	230	3500	1650
K0056.0450	32	53	10	20	10	42	57	30	8,7	8,7	246	136	74	M12x100	260	4500	1650
K0056.0550	51	76	12,5	20	10	41	101	38	12,7	12,3	345	197	108	M16x150	290	5500	1900

Toggle clamps vertical

with flat foot and adjustable clamping spindle



Material:
Steel or stainless steel

Version:
Galvanized and chromed.
Clamping spindle and nuts phosphated.
Stainless steel bright.
Plastic handle oil-resistant.

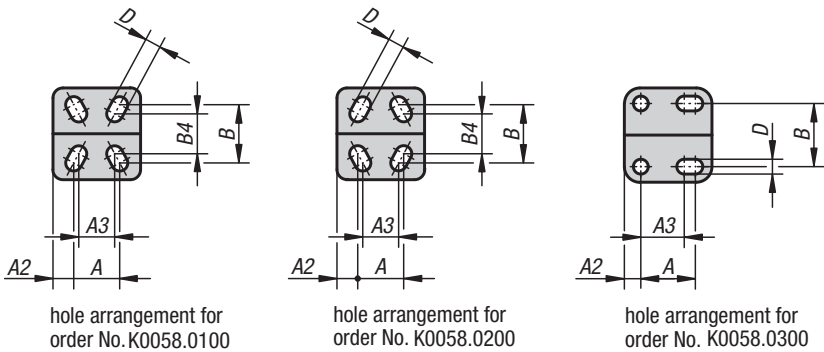
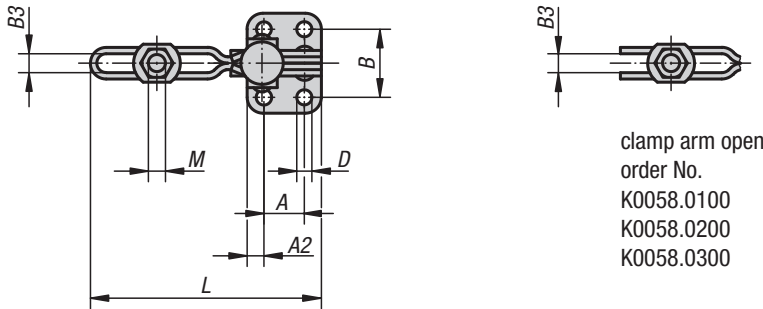
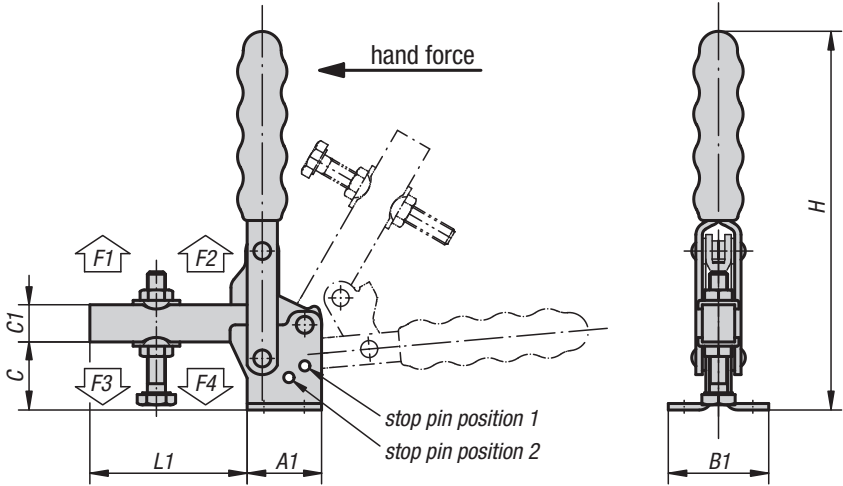
Sample order:
K0058.0250N

Note:
The opening angle between the holding arm and the handle can be reduced or increased by repositioning or removing the stop pin.

A neoprene pressure pad is supplied with versions K0058.0075, K0058.0100 and K0058.0150.

An angle bracket cannot be supplied in stainless steel with versions K0058.0075N, K0058.0150N and K0058.0250N.

- Accessories:**
K0098
K0100
K0101
K0102
K0103
K0106
K0107



Toggle clamps vertical

with flat foot and adjustable clamping spindle



Angle bracket for front face mounting (see accessories)

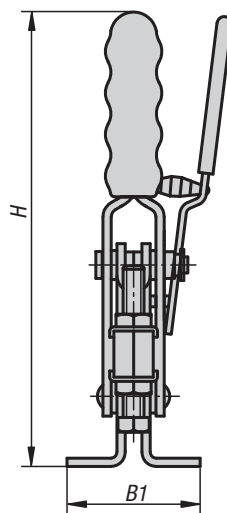
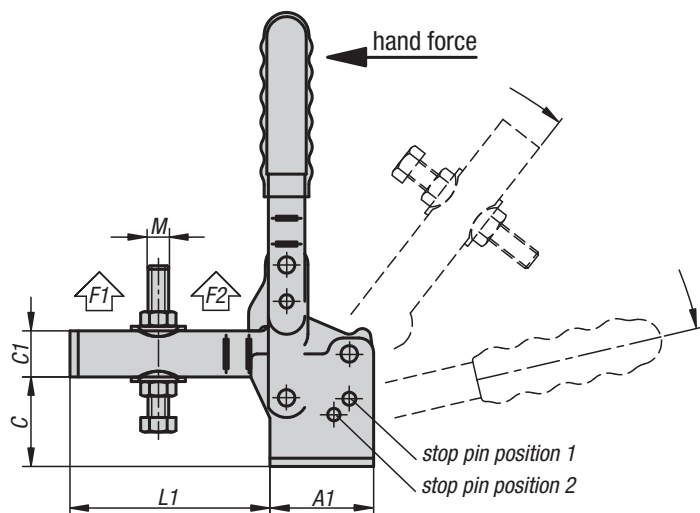
KIPP Toggle clamps vertical with flat foot and adjustable clamping spindle

Order No.	Version	Opening angle holding arm position 1	Opening angle holding arm position 2	Opening angle holding arm stop pin removed	Opening angle handle position 1	Opening angle handle position 2	Opening angle handle stop pin removed	Order No. Angle bracket	Matching plastic grip
K0058.0075	steel	130°	-	160°	90°	-	100°	K0098.02	K0100.16
K0058.0100	steel	95°	-	185°	65°	-	105°	-	K0100.16
K0058.0150	steel	95°	-	185°	75°	-	110°	K0098.02	K0100.19
K0058.0200	steel	105°	-	175°	70°	-	95°	-	K0100.22
K0058.0250	steel	95°	125°	160°	70°	85°	100°	K0098.04	K0100.28
K0058.0300	steel	105°	-	160°	65°	-	90°	-	K0100.28
K0058.0350	steel	90°	120°	180°	70°	80°	110°	K0098.06	K0100.30
K0058.0450	steel	90°	125°	180°	70°	85°	110°	K0098.06	K0100.34
K0058.0550	steel	90°	120°	180°	65°	80°	110°	-	K0100.35
K0058.0075N	stainless steel	130°	-	160°	90°	-	100°	-	K0100.16
K0058.0150N	stainless steel	95°	-	185°	75°	-	110°	-	K0100.19
K0058.0250N	stainless steel	95°	125°	160°	70°	85°	100°	-	K0100.28

Order No.	Version	A	A1	A2	A3	B	B1	B3	B4	C	C1	D	H	L	L1	M	Hand force N	Retaining force F1 N	Retaining force F2 N	Clamping force F3 N	Clamping force F4 N
K0058.0075	steel	16	25	5	-	24	34	5,5	-	16	9	4,4	94	57	32	M5x35	80	700	1100	500	750
K0058.0100	steel	16	29	6	14	24	34	5,5	17,5	22	9,5	4,8	98	67	38	M5x35	80	700	1000	500	800
K0058.0150	steel	12,7	27	7	-	27	38	6,4	-	23	11	5,1	121	70	43	M6x50	120	1350	1650	800	1050
K0058.0200	steel	19	35	8	12,7	27	42	6,3	25	30	12,7	5,5	135	79	44	M6x50	100	1000	2200	950	1350
K0058.0250	steel	19	35	8	-	32	45	8,8	-	32	17,5	7,1	175	110	75	M8x60	190	1000	2800	900	1700
K0058.0300	steel	25	43	9	19	34,5	53	8,8	-	34	19	8	186	143	100	M8x60	130	2000	3700	900	1850
K0058.0350	steel	32	50	9	-	45	64	10,6	-	43	22	8,3	220	145	95	M10x80	230	2200	4500	1400	3000
K0058.0450	steel	32	53	10	-	45	64	12,7	-	51	25	8,7	228	177	124	M12x100	260	3200	7000	1400	3000
K0058.0550	steel	51	76	12,5	-	70	95	16,5	-	84	32	12,3	312	232	156	M16x150	290	3000	8000	1800	3900
K0058.0075N	stainless steel	16	25	5	-	24	34	5,5	-	16	9	4,4	94	57	32	M5x35	80	700	1100	500	750
K0058.0150N	stainless steel	12,7	27	7	-	27	38	6,4	-	23	11	5,1	121	70	43	M6x50	120	1350	1650	800	1050
K0058.0250N	stainless steel	19	35	8	-	32	45	8,8	-	32	17,5	7,1	175	110	75	M8x60	190	1000	2800	900	1700

Toggle clamps vertical with safety interlock

with flat foot and adjustable clamping spindle



Material:
Steel.

Version:
galvanized and chromed
plastic handle oil-resistant.

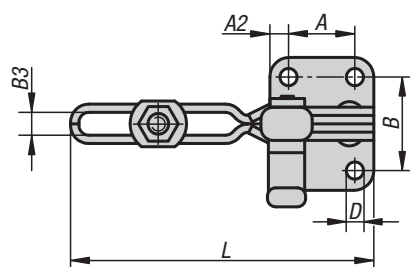
Sample order:
K0059.0250

Note:
With safety interlock for the clamping point and opened position. Safety clamping element with finger protection. Anti-loosening lock for the press-on bolt on the end of the clamping arm.
The opening angle between the holding arm and the handle can be reduced by pressing in of the stop pin (stop position 2).

Clamping spindle with a neoprene pressure pad.

Accessories:

- K0098
- K0100
- K0101
- K0102
- K0103
- K0106
- K0107




Angle bracket for front face mounting (see accessories)



KIPP Toggle clamps vertical with safety interlock with flat foot and adjustable clamping spindle

Order No.	Opening angle holding arm position 1	Opening angle holding arm position 2	Opening angle handle position 1	Opening angle handle position 2	Order No. Angle bracket
K0059.0250	95°	125°	70°	85°	K0098.04
K0059.0350	90°	120°	70°	80°	K0098.06

Order No.	A	A1	A2	B	B1	B3	C	C1	D	H	L	L1	M	Hand force N	Retaining force F1 N	Retaining force F2 N
K0059.0250	19	35	8	32	45	8,8	32	17,5	7,1	175	110	75	M8x60	190	1000	2800
K0059.0350	32	50	9	45	64	10,6	43	22	8,3	220	146	95	M10x80	230	2200	4500



Toggle clamps vertical

with flat foot and fixed clamping spindle



Material:
Steel.

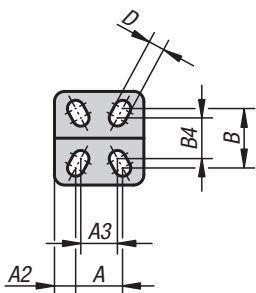
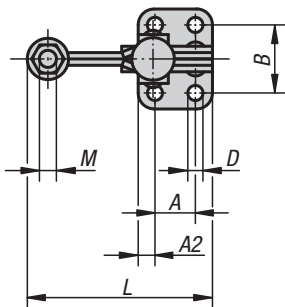
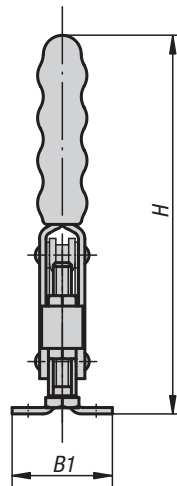
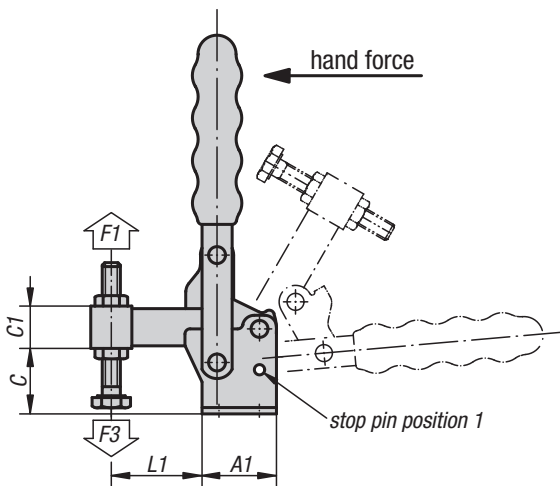
Version:
Galvanized and chromated, clamping spindle and nuts phosphated, plastic handle oil-resistant

Sample order:
K0060.0250

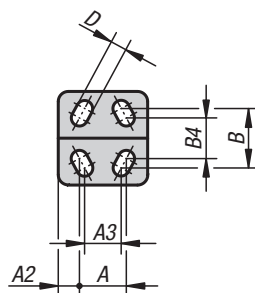
Note:
The opening angle between the holding arm and the handle can be reduced or increased by repositioning or removing the stop pin.

A neoprene pressure pad is supplied with version K0060.0100 and K0060.0150.

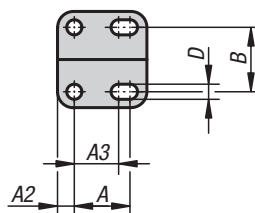
Accessories:
K0098
K0100
K0101
K0102
K0103
K0106



hole arrangement for Order No. K0060.0100



hole arrangement for Order No. K0060.0200



hole arrangement for Order No. K0060.0300

Toggle clamps vertical

with flat foot and fixed clamping spindle



Angle bracket for front face mounting (see accessories)

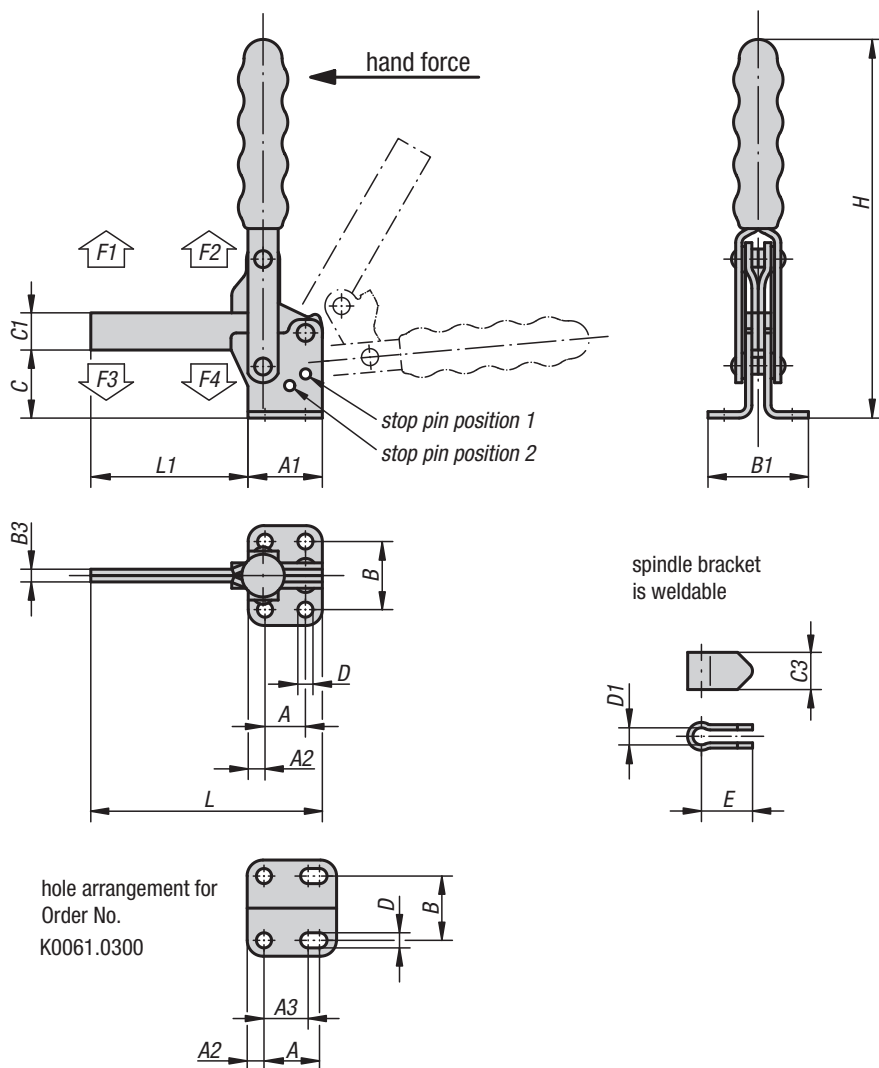
KIPP Toggle clamps vertical with flat foot and fixed clamping spindle

Order No.	Opening angle holding arm position 1	Opening angle holding arm stop pin removed	Opening angle handle position 1	Opening angle handle stop pin removed	Hand force N	Retaining force F1 N	Clamping force F3 N	Matching plastic grip
K0060.0100	95°	185°	65°	105°	80	850	650	K0100.16
K0060.0150	95°	185°	75°	110°	120	1500	900	K0100.19
K0060.0200	105°	175°	70°	95°	100	1600	1150	K0100.22
K0060.0250	95°	160°	70°	100°	190	2500	1150	K0100.28
K0060.0300	105°	160°	65°	90°	130	3000	1150	K0100.28
K0060.0350	90°	180°	70°	110°	230	3500	1650	K0100.30
K0060.0450	90°	180°	70°	110°	260	4500	1650	K0100.34
K0060.0550	90°	180°	65°	110°	290	5500	1900	K0100.35

Order No.	A	A1	A2	A3	B	B1	B4	C	C1	D	H	L	L1	M	Order No. Angle bracket
K0060.0100	16	28	6	14	24	34	17,5	22	9,5	4,8	103	65	32	M5x35	-
K0060.0150	12,7	27	7	-	27	38	-	23	11	5,1	125	60	26	M6x50	K0098.02
K0060.0200	19	35	8	12,7	27	42	25	29	12,7	5,5	135	77	37	M6x50	-
K0060.0250	19	35	8	-	32	47	-	29	21,5	7,1	175	87	45	M8x60	K0098.04
K0060.0300	25	43	9	19	34,5	52	-	32	21,5	8	186	115	65	M8x60	-
K0060.0350	32	50	9	-	45	64	-	40	25,5	8,3	220	123	65	M10x80	K0098.06
K0060.0450	32	53	10	-	45	64	-	47	30	8,7	228	136,5	74	M12x100	K0098.06
K0060.0550	51	76	12,5	-	70	95	-	81	38	12,3	312	196,5	108	M16x150	-

Toggle clamps vertical

with flat foot and full holding arm



Material:
Steel.

Version:
Galvanized and chromated, plastic handle oil-resistant

Sample order:
K0061.0550

Note:
The opening angle between the holding arm and the handle can be reduced or increased by repositioning or removing the stop pin.

Accessories:
K0098
K0100
K0101
K0102
K0103
K0106



Angle bracket for front face mounting (see accessories)

KIPP Toggle clamps vertical with flat foot and full holding arm

Order No.	Opening angle holding arm position 1	Opening angle holding arm position 2	Opening angle holding arm stop pin removed	Opening angle handle position 1	Opening angle handle position 2	Opening angle handle stop pin removed	Order No. Angle bracket	Matching plastic grip
K0061.0250	95°	125°	160°	70°	85°	100°	K0098.04	K0100.28
K0061.0300	105°	-	160°	65°	-	90°	-	K0100.28
K0061.0350	90°	120°	180°	70°	80°	110°	K0098.06	K0100.30
K0061.0450	90°	125°	180°	70°	85°	110°	K0098.06	K0100.34
K0061.0550	90°	120°	180°	65°	80°	110°	-	K0100.35

Order No.	A	A1	A2	A3	B	B1	B3	C	C1	C3	D	D1	E	H	L	L1	Clamping spindle	Hand force N	Retaining force F1 N	Retaining force F2 N	Clamping force F3 N	Clamping force F4 N
K0061.0250	19	35	8	-	32	47	6	31	17,5	17,5	7,1	8,3	24	175	112	77	M8x60	190	1000	2800	900	1700
K0061.0300	25	43	9	19	34,5	52	6	34	19	17,5	8	8,3	24	186	143	100	M8x60	130	2000	3700	900	1850
K0061.0350	32	50	9	-	45	64	8	42	22	22	8,3	10,3	30	220	149	99	M10x80	230	2200	4500	1400	3000
K0061.0450	32	53	10	-	45	64	10	51	25	26	8,7	12,3	32	228	180	127	M12x100	260	3200	7000	1400	3000
K0061.0550	51	76	12,5	-	70	95	10	84	32	32	12,3	16,3	35	312	236	160	M16x150	290	3000	8000	1800	3900

Toggle clamps vertical

with angled foot and adjustable clamping spindle



Material:
Steel.

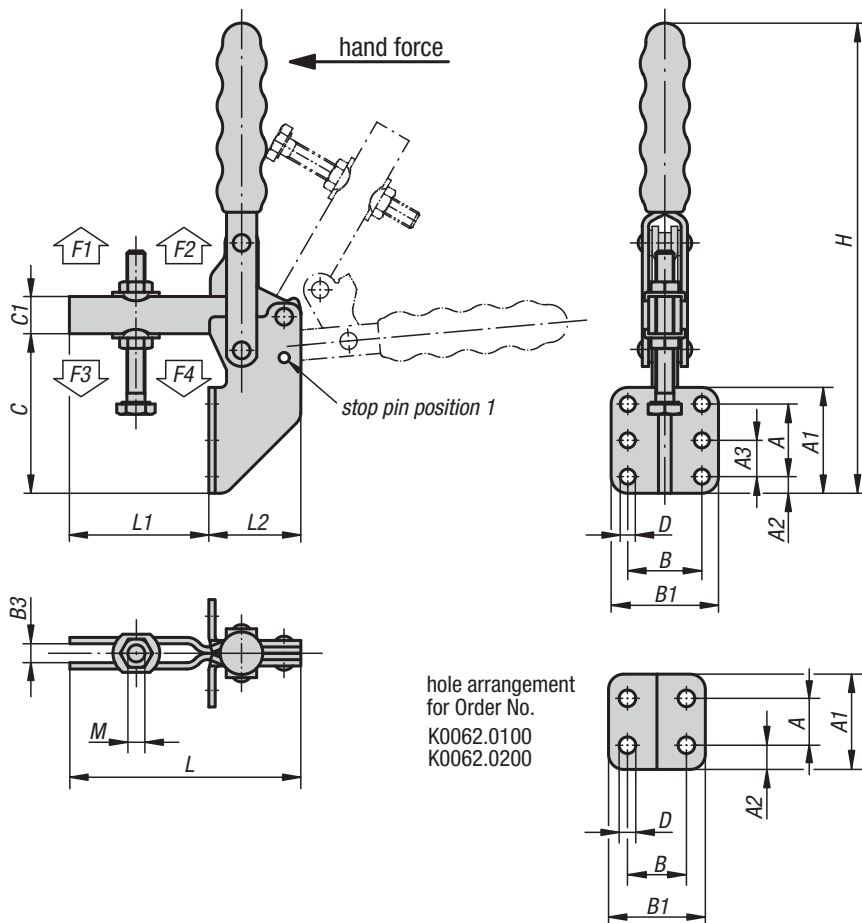
Version:
Galvanized and chromated,
clamping spindle and nuts phosphated,
plastic handle oil-resistant

Sample order:
K0062.0200

Note:
The opening angle between the holding arm and the handle can be reduced or increased by repositioning or removing the stop pin.

A neoprene pressure pad is supplied with version K0062.0100.

Accessories:
K0100
K0101
K0102
K0103
K0106
K0107



KIPP Toggle clamps vertical with angled foot and adjustable clamping spindle

Order No.	Opening angle holding arm position 1	Opening angle holding arm stop pin removed	Opening angle handle position 1	Opening angle handle stop pin removed	Matching plastic grip
K0062.0100	80°	190°	60°	100°	K0100.16
K0062.0200	105°	175°	70°	95°	K0100.22
K0062.0300	105°	160°	65°	90°	K0100.28

Order No.	A	A1	A2	A3	B	B1	B3	C	C1	D	H	L	L1	L2	M	Hand force N	Retaining force F1 N	Retaining force F2 N	Clamping force F3 N	Clamping force F4 N
K0062.0100	14	29	7,5	-	17,5	28	5,5	44	9,5	4,8	122	67	31	36	M5x35	80	700	1000	500	800
K0062.0200	19	35	8	-	26	42	6,3	64	12,7	5,5	170	79	35	44	M6x50	100	1000	2200	950	1350
K0062.0300	35	51	8	16	35	51	8,8	82	19	6,8	235	143	92	51	M8x60	130	2000	3700	900	1850

Toggle clamps vertical

with angled foot and fixed clamping spindle



Material:
Steel.

Version:
Galvanized and chromated, clamping spindle and nuts phosphated, plastic handle oil-resistant

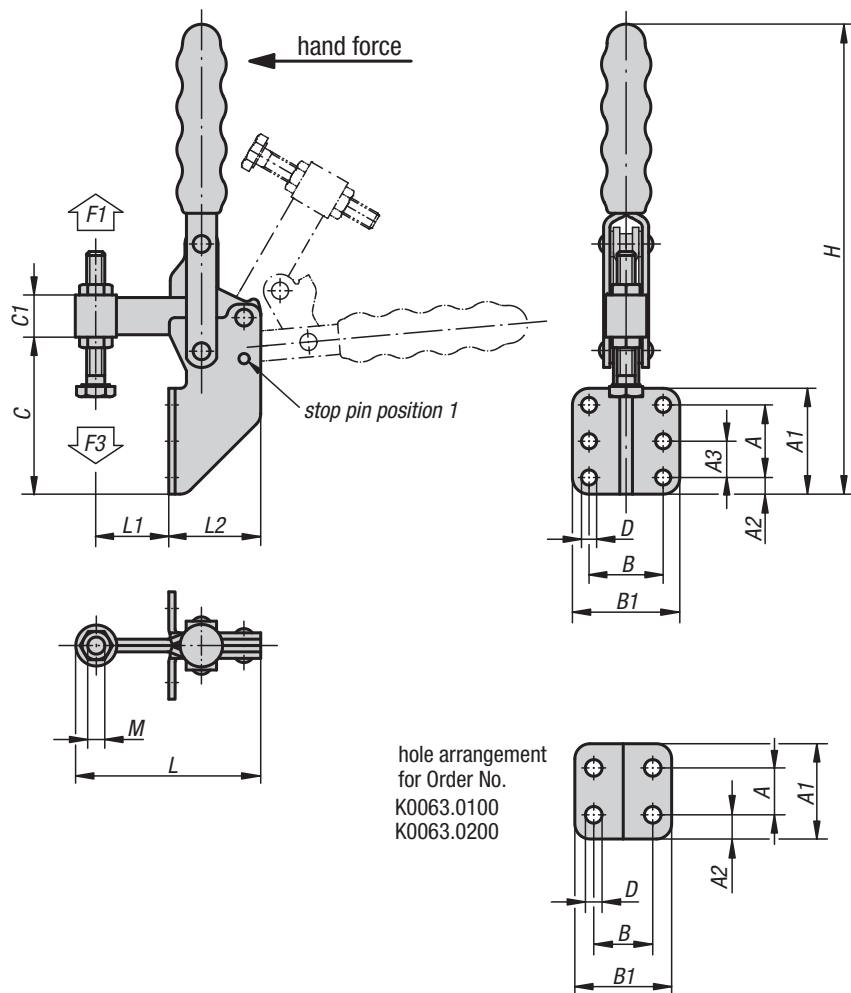
Sample order:
K0063.0100

Note:
The opening angle between the holding arm and the handle can be reduced or increased by repositioning or removing the stop pin.

A neoprene pressure pad is supplied with version K0063.0100.

Accessories:

- K0100
- K0101
- K0102
- K0103
- K0106



hole arrangement
for Order No.
K0063.0100
K0063.0200

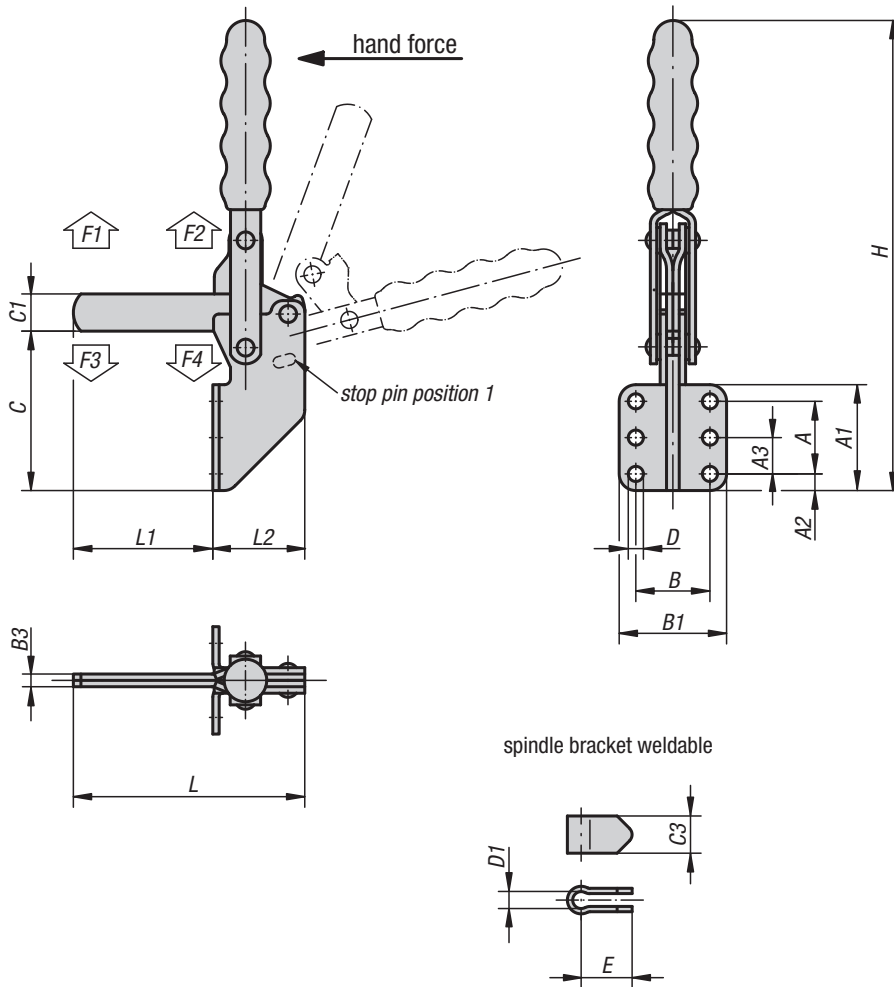
KIPP Toggle clamps vertical with angled foot and fixed clamping spindle

Order No.	Opening angle holding arm position 1	Opening angle holding arm stop pin removed	Opening angle handle position 1	Opening angle handle stop pin removed	Matching plastic grip
K0063.0100	80°	190°	60°	100°	K0100.16
K0063.0200	105°	175°	70°	95°	K0100.22
K0063.0300	105°	160°	65°	90°	K0100.28

Order No.	A	A1	A2	A3	B	B1	C	C1	D	H	L	L1	L2	M	Hand force N	Retaining force F1 N	Clamping force F3 N
K0063.0100	14	29	7	-	17,5	28	44	9,5	4,8	122	66	24,5	36	M5x35	80	850	650
K0063.0200	19	35	8	-	25	41	64	12,7	5,5	170	77	27	44	M6x50	100	1600	1150
K0063.0300	35	51	8	16	35	51	81	21,5	6,8	235	116	58	51	M8x60	130	3000	1150

Toggle clamps vertical

with angled foot and full holding arm



Material:
Steel.

Version:
Galvanized and chromated, plastic handle oil-resistant

Sample order:
K0064.0300

Note:
The opening angle between the holding arm and the handle can be reduced or increased by repositioning or removing the stop pin.

Accessories:
K0100
K0101
K0102
K0103
K0106

KIPP Toggle clamps vertical with angled foot and full holding arm

Order No.	Opening angle holding arm position 1	Opening angle holding arm stop pin removed	Opening angle handle position 1	Opening angle handle stop pin removed	Matching plastic grip
K0064.0300	105°	160°	65°	90°	K0100.28

Order No.	A	A1	A2	A3	B	B1	B3	C	C1	C3	D	D1	E	H	L	L1	L2	Clamping spindle	Hand force N	Retaining force F1 N	Retaining force F2 N	Clamping force F3 N	Clamping force F4 N
K0064.0300	35	51	8	16	35	51	6	82	19	17,5	6,8	8,3	24	235	143	92	51	M8x60	130	2000	3700	900	1850

Toggle clamps vertical cam

with flat foot



Material:
Steel.

Version:
Galvanized and chromated,
clamping spindle and nuts phosphated,
plastic handle oil-resistant

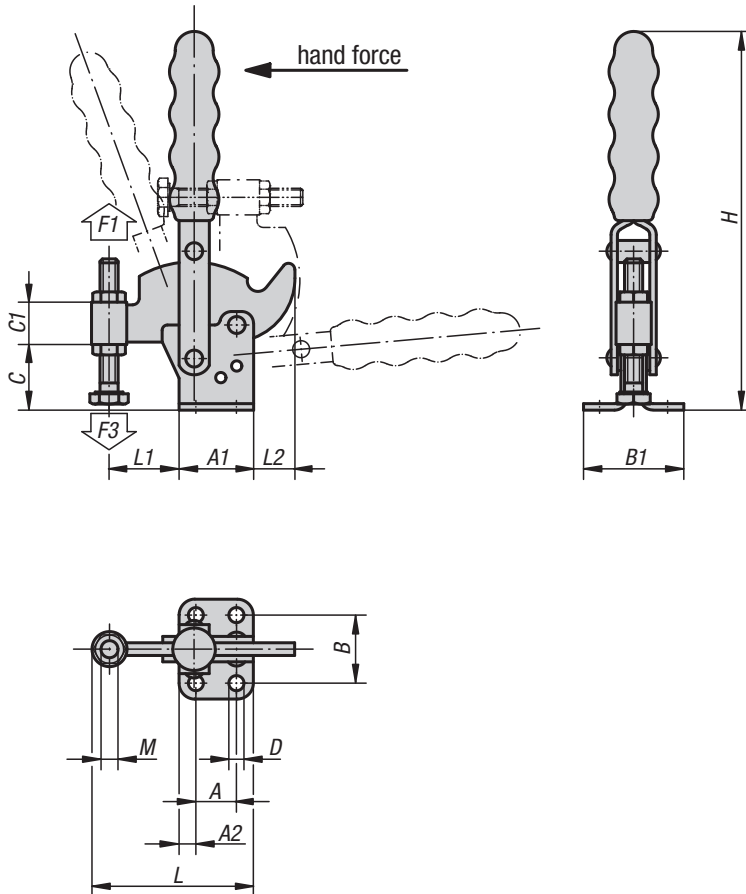
Sample order:
K0065.0075

Note:
Cam clamps are ideal for clamping workpieces with a relatively large tolerance such as casting blanks or nonferrous metals.

Accessories:
K0098
K0100
K0101
K0102
K0103
K0106



Angle bracket for front face mounting (see accessories)



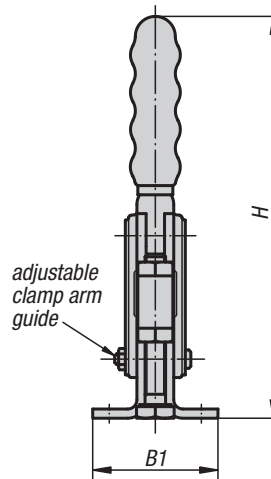
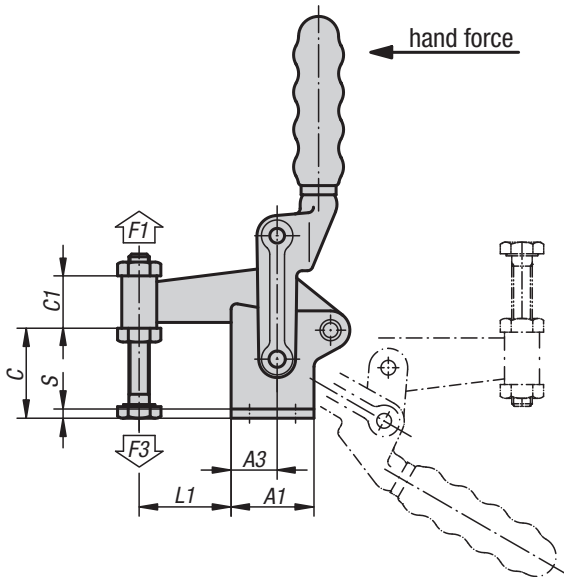
KIPP Toggle clamps vertical cam with flat foot

Order No.	Opening angle of holding arm	Opening angle of handle	Hand force N	Retaining force F1 N	Clamping force F3 N	Matching plastic grip
K0065.0075	90°	80°	190	750	350 - 600	K0100.16
K0065.0250	85°	80°	190	2500	850 - 1200	K0100.28
K0065.0350	90°	80°	230	3500	950 - 1400	K0100.30

Order No.	A	A1	A2	B	B1	C	C1	D	H	L	L1	L2	M	Order No. Angle bracket
K0065.0075	16	26	5	24	34	16	9,5	4,4	93	52	22	7	M5x35	K0098.02
K0065.0250	19	35	8	32	47	30	21,5	7,1	176	74	32	20	M8x60	K0098.04
K0065.0350	32	50	9	45	64	42	25,5	8,3	220	116	59	13	M10x80	K0098.06

Toggle clamps vertical

heavy-duty with fixed clamping spindle



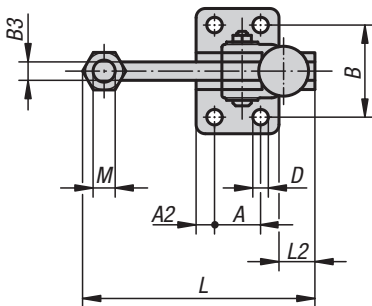
Material:
Steel.

Version:
Black oxidised. Thrust spindle and nuts phosphated.
Hinge pins and hinge bushes case-hardened.
Plastic grip oil-resistant.

Sample order:
K0066.2400

Note:
Oil all joints regularly.

Accessories:
K0099
K0102
K0103
K0106



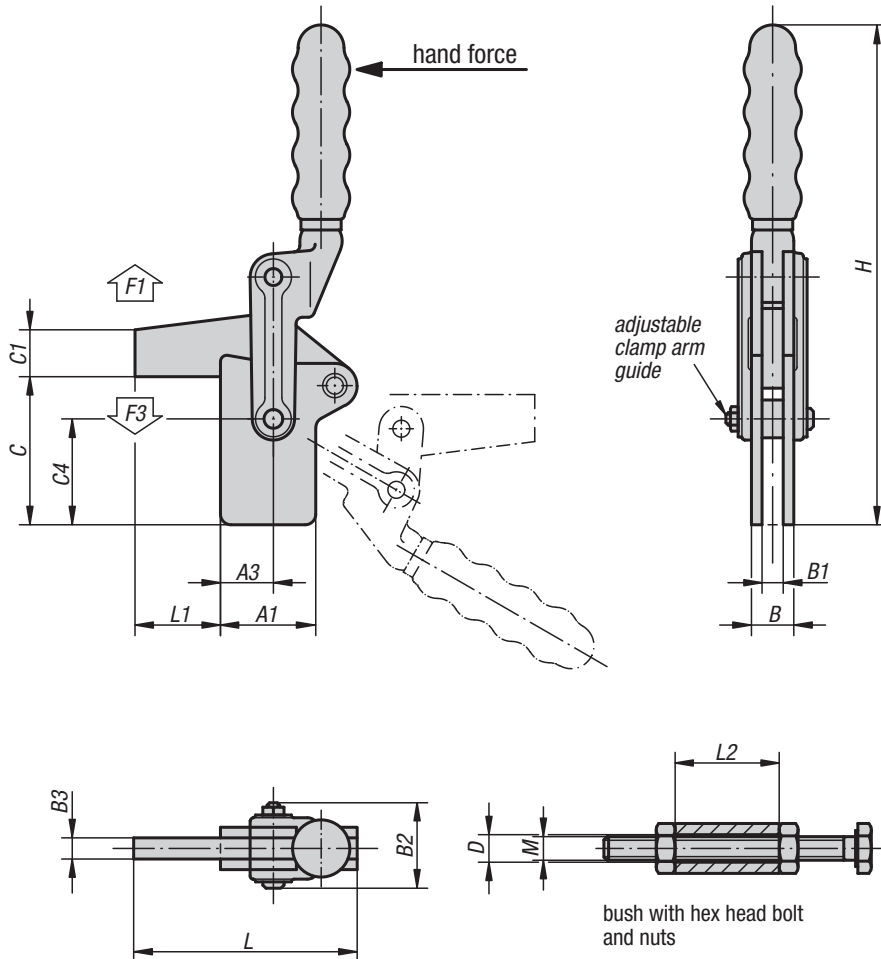
KIPP Toggle clamps vertical heavy-duty with fixed clamping spindle

Order No.	Opening angle of holding arm	Opening angle of handle	Hand force N	Retaining force F1 N	Clamping force F3 N	Matching plastic grip
K0066.0700	180°	120°	340	6000	1400	K0099.28
K0066.1200	180°	125°	500	8000	1400	K0099.30
K0066.2400	195°	130°	500	15000	1850	K0099.33

Order No.	A	A1	A2	A3	B	B1	B3	C	C1	D	H	L	L1	L2	M	S
K0066.0700	25	45	10	25	50	68	10	45	30	8,3	215	124	50	20	M12x100	5
K0066.1200	30	51	10	25	60	86,5	12	58	30	8,3	250	144	60	23	M12x100	6
K0066.2400	40	64	12	40	75	103	16	70	38	10,3	295	188	75	37	M16x150	8

Toggle clamps vertical

heavy-duty with full holding arm



Material:
Steel.

Version:
Black oxidised.
Hinge pins and hinge bushes case-hardened.
Plastic grip oil-resistant.

Sample order:
K0067.1200

Note:
Oil all joints regularly.

Accessories:
K0099
K0102
K0103
K0106

KIPP Toggle clamps vertical heavy-duty with full holding arm

Order No.	Opening angle of holding arm	Opening angle of handle	Hand force N	Retaining force F1 N	Clamping force F3 N	Matching plastic grip
K0067.0700	205°	130°	340	7000	1400	K0099.28
K0067.1200	195°	130°	500	12000	1400	K0099.30
K0067.2400	195°	130°	500	15000	1850	K0099.33

Order No.	A1	A3	B	B1	B2	B3	C	C1	C4	D	H	L	L1	L2	M
K0067.0700	45	25	20	10	43	10	70	22	50	12,2	235	104	40	30	M12x100
K0067.1200	51	26	24	12	51	12	88	26	63	12,2	276	124	50	30	M12x100
K0067.2400	64	40	32	16	64	16	105	32	76	16,3	318	162	60	38	M16x150

Toggle clamps mini horizontal

with straight foot and adjustable clamping spindle

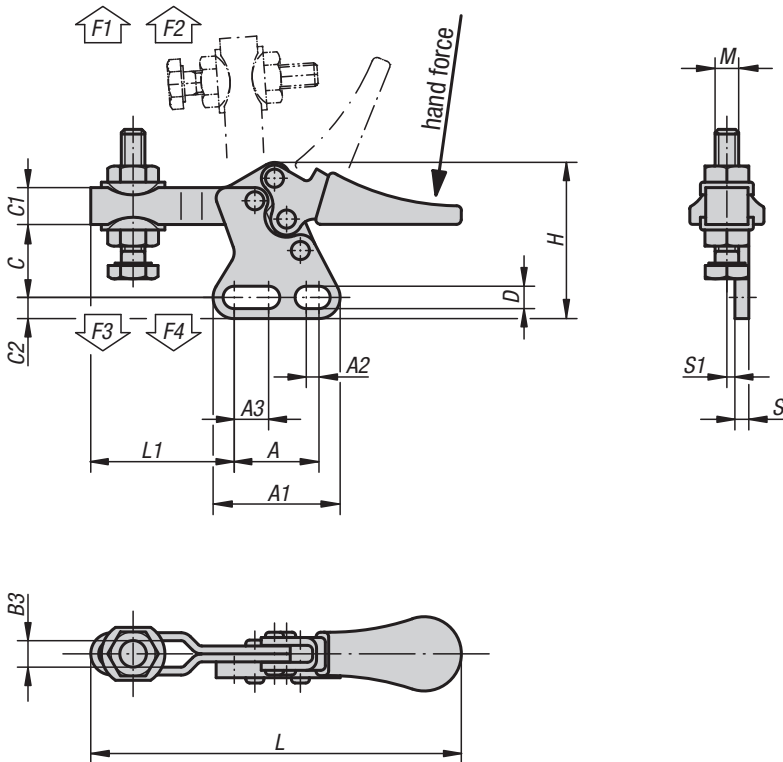


Material:
Steel.

Version:
Galvanized and chromated,
clamping spindle and nuts phosphated,
plastic handle oil-resistant

Sample order:
K0068.0050

Accessories:
K0101
K0102
K0103
K0106
K0107



KIPP Toggle clamps mini horizontal with straight foot and adjustable clamping spindle

Order No.	Opening angle of holding arm	Opening angle of handle	Hand force N	Retaining force F1 N	Retaining force F2 N	Clamping force F3 N	Clamping force F4 N
K0068.0050	85°	65°	80	250	550	170	370

Order No.	A	A1	A2	A3	B3	C	C1	C2	D	H	L	L1	M	S	S1
K0068.0050	16	24,5	2,4	6,5	5,2	14	7	4	4,2	29	70	27	M5x20	3,2	1,5

Toggle clamps mini horizontal

with flat foot and adjustable clamping spindle



Material:

Steel or stainless steel

Version:

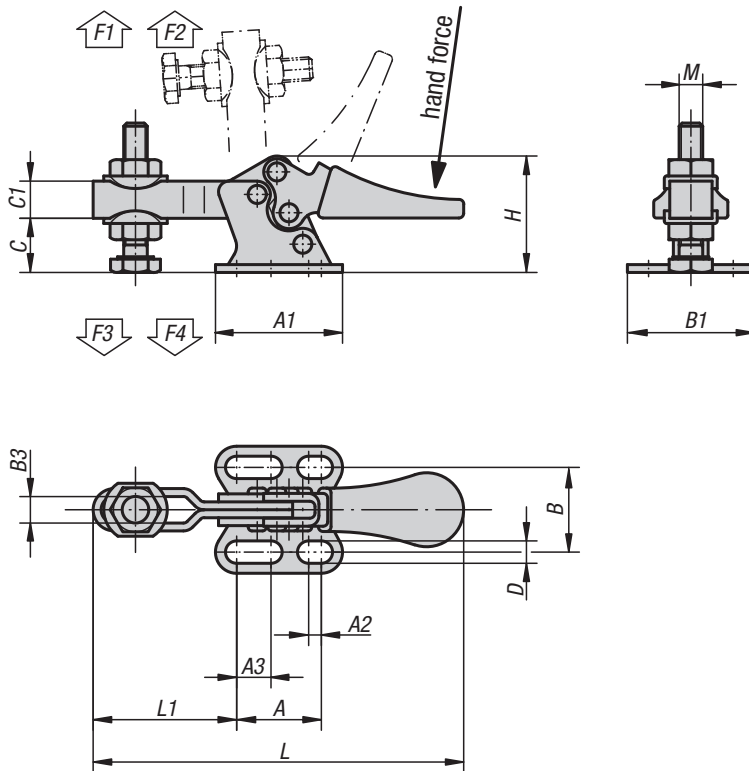
Galvanized and chromed.
Clamping spindle and nuts phosphated.
Stainless steel bright.
Plastic handle oil-resistant.

Sample order:

K0069.0050

Accessories:

- K0101
- K0102
- K0103
- K0106
- K0107



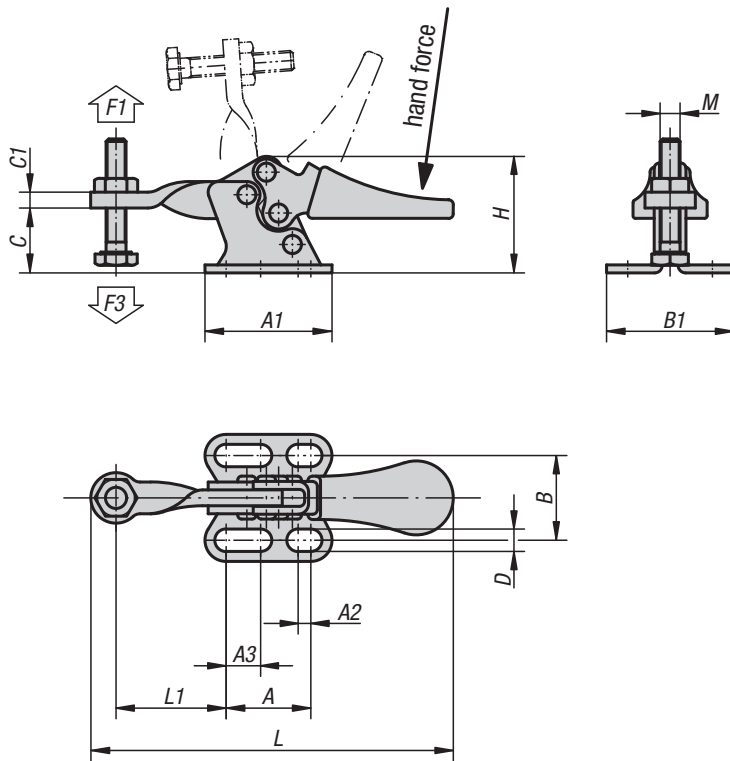
KIPP Toggle clamps mini horizontal with flat foot and adjustable clamping spindle

Order No.	Version	Opening angle of holding arm	Opening angle of handle	Hand force N	Retaining force F1 N	Retaining force F2 N	Clamping force F3 N	Clamping force F4 N
K0069.0050	steel	85°	65°	80	250	550	170	370
K0069.0050N	stainless steel	85°	65°	80	250	550	170	370

Order No.	Version	A	A1	A2	A3	B	B1	B3	C	C1	D	H	L	L1	M
K0069.0050	steel	16	24	2,4	6,5	16	24	5,2	9	7	4,2	22	70	27	M5x20
K0069.0050N	stainless steel	16	24	2,4	6,5	16	24	5,2	9	7	4,2	22	70	27	M5x20

Toggle clamps mini horizontal

with flat foot and fixed clamping spindle



Material:

Steel.

Version:

Galvanized and chromated, clamping spindle and nuts phosphated, plastic handle oil-resistant

Sample order:

K0070.0050

Accessories:

- K0101
- K0102
- K0103
- K0106



KIPP Toggle clamps mini horizontal with flat foot and fixed clamping spindle

Order No.	Opening angle of holding arm	Opening angle of handle	Hand force N	Retaining force F1 N	Clamping force F3 N
K0070.0050	85°	65°	80	500	250

Order No.	A	A1	A2	A3	B	B1	C	C1	D	H	L	L1	M
K0070.0050	16	24	2,4	6,5	16	24	11	3	4,2	22	70	21	M5x20

Toggle clamps mini horizontal

with flat left foot and adjustable clamping spindle

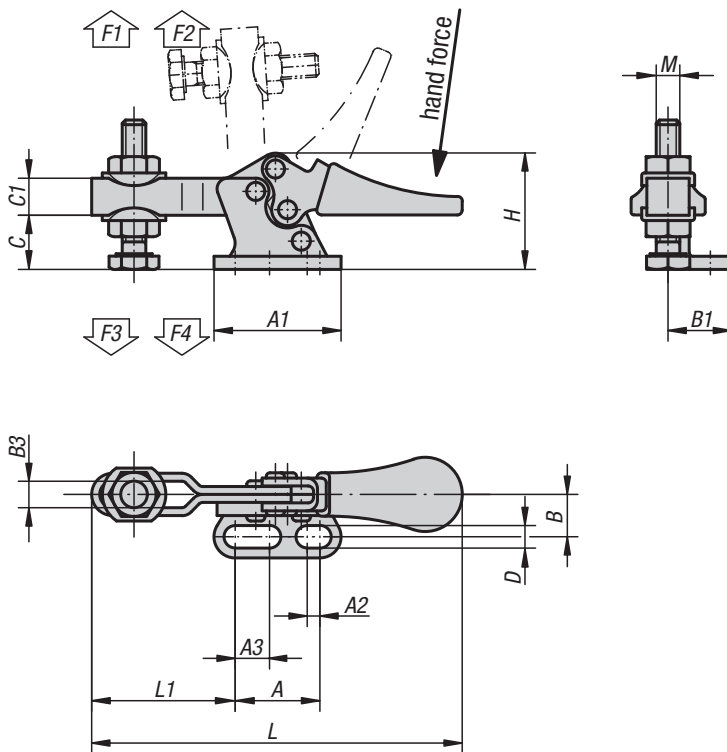


Material:
Steel.

Version:
Galvanized and chromated,
clamping spindle and nuts phosphated,
plastic handle oil-resistant

Sample order:
K0071.0050

Accessories:
K0101
K0102
K0103
K0106
K0107



KIPP Toggle clamps mini horizontal with flat left foot and adjustable clamping spindle

Order No.	Opening angle of holding arm	Opening angle of handle	Hand force N	Retaining force F1 N	Retaining force F2 N	Clamping force F3 N	Clamping force F4 N
K0071.0050	85°	65°	80	250	550	170	370

Order No.	A	A1	A2	A3	B	B1	B3	C	C1	D	H	L	L1	M
K0071.0050	16	24	2,4	6,5	8	12	5,2	9,5	7	4,2	22	70	27	M5x20

Toggle clamps mini horizontal

with flat right foot and adjustable clamping spindle

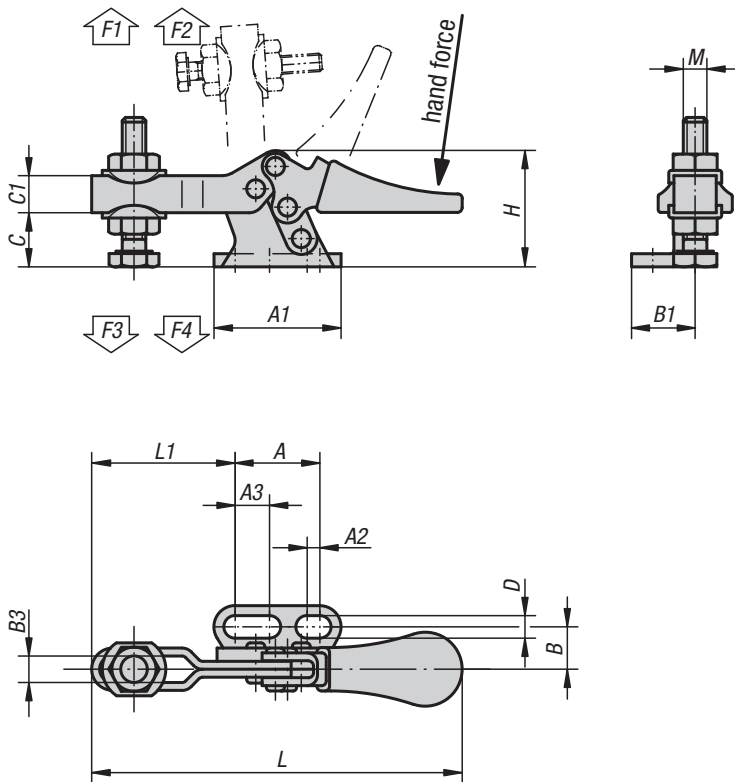


Material:
Steel.

Version:
Galvanized and chromated,
clamping spindle and nuts phosphated,
plastic handle oil-resistant

Sample order:
K0267.0050

Accessories:
K0101
K0102
K0103
K0106
K0107




KIPP Toggle clamps mini horizontal with flat right foot and adjustable clamping spindle

Order No.	Opening angle of holding arm	Opening angle of handle	Hand force N	Retaining force F1 N	Retaining force F2 N	Clamping force F3 N	Clamping force F4 N
K0267.0050	85°	65°	80	250	550	170	370

Order No.	A1	A	A2	A3	B	B1	B3	C	C1	D	H	L	L1	M
K0267.0050	24	16	2,4	6,5	8	12	5,2	9,5	7	4,2	22	70	27	M5x20

Toggle clamps horizontal

with straight foot and adjustable clamping spindle



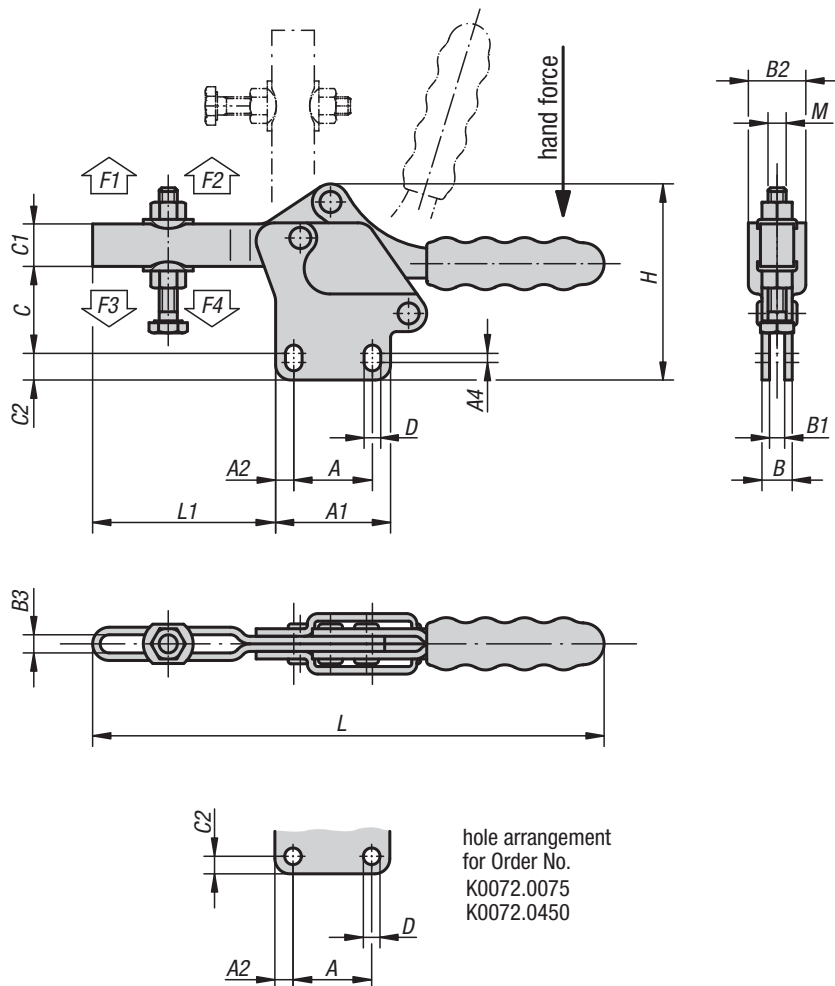
Material:
Steel.

Version:
Galvanized and chromated,
clamping spindle and nuts phosphated,
plastic handle oil-resistant

Sample order:
K0072.0450

Note:
A neoprene thrust pad is supplied with versions
K0072.0075 and K0072.0150.

Accessories:
K0100
K0101
K0102
K0103
K0106
K0107



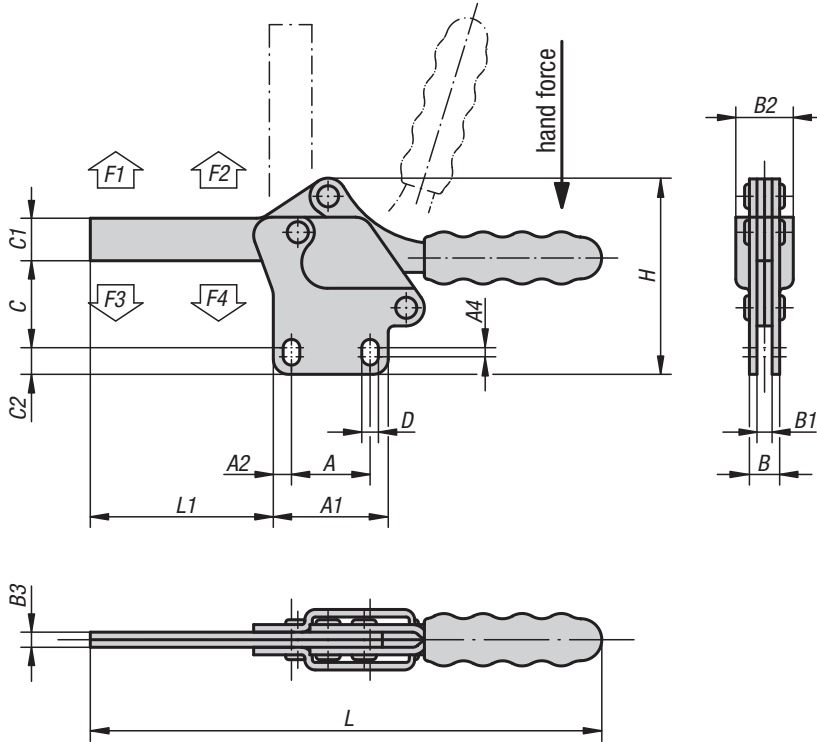
KIPP Toggle clamps horizontal with straight foot and adjustable clamping spindle

Order No.	Opening angle of holding arm	Opening angle of handle	Hand force N	Retaining force F1 N	Retaining force F2 N	Clamping force F3 N	Clamping force F4 N	Matching plastic grip
K0072.0075	90°	75°	80	500	1100	250	700	K0100.16
K0072.0150	90°	80°	140	1200	2600	400	1000	K0100.20
K0072.0250	95°	80°	200	1500	3500	800	1950	K0100.28
K0072.0350	90°	75°	250	2500	5500	1150	3100	K0100.30
K0072.0450	90°	75°	250	3000	6500	1150	3100	K0100.34

Order No.	A	A1	A2	A4	B	B1	B2	B3	C	C1	C2	D	H	L	L1	M
K0072.0075	13,5	25	5,7	-	8	4	16	5,8	22	9,5	5	5,2	46	116	37	M5x35
K0072.0150	26	38	6	3	10	5	20	6,2	28	14	9	5,5	66	170	60	M6x50
K0072.0250	26	42	8	2,6	12	6	23	9	39	17,5	10	6,6	82	224	79	M8x60
K0072.0350	41,2	59	9	2	16	8	30	12	54	24	10	8,7	109,5	274	108	M10x80
K0072.0450	41,2	67	13	-	20	10	38	13,2	66	27	13	8,7	130	305	129	M12x100

Toggle clamps horizontal

with straight foot and full holding arm



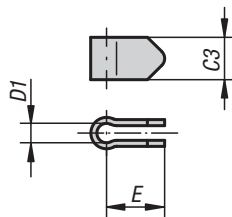
Material:
Steel.

Version:
Galvanized and chromated, plastic handle oil-resistant

Sample order:
K0073.0350

Accessories:
K0100
K0101
K0102
K0103
K0106

spindle bracket weldable



KIPP Toggle clamps horizontal with straight foot and full holding arm

Order No.	Opening angle of holding arm	Opening angle of handle	Hand force N	Retaining force F1 N	Retaining force F2 N	Clamping force F3 N	Clamping force F4 N	Matching plastic grip
K0073.0250	95°	80°	200	1500	3500	800	1950	K0100.28
K0073.0350	90°	75°	250	2500	5500	1150	3100	K0100.30

Order No.	A	A1	A2	A4	B	B1	B2	B3	C	C1	C2	C3	D	D1	E	H	L	L1	Clamping spindle
K0073.0250	26	42	8	2,6	12	6	23	6	39	17,5	10	17,5	6,6	8,3	24	82	226	82	M8x60
K0073.0350	41,2	59	9	2	16	8	30	8	54	24	10	22	8,7	10,3	30	109,5	274	110	M10x80

Toggle clamps horizontal

with flat foot and adjustable clamping spindle



Material:
Steel or stainless steel

Version:
Galvanized and chromed.
Clamping spindle and nuts phosphated.
Stainless steel bright.
Plastic handle oil-resistant.

Sample order:
K0074.0350

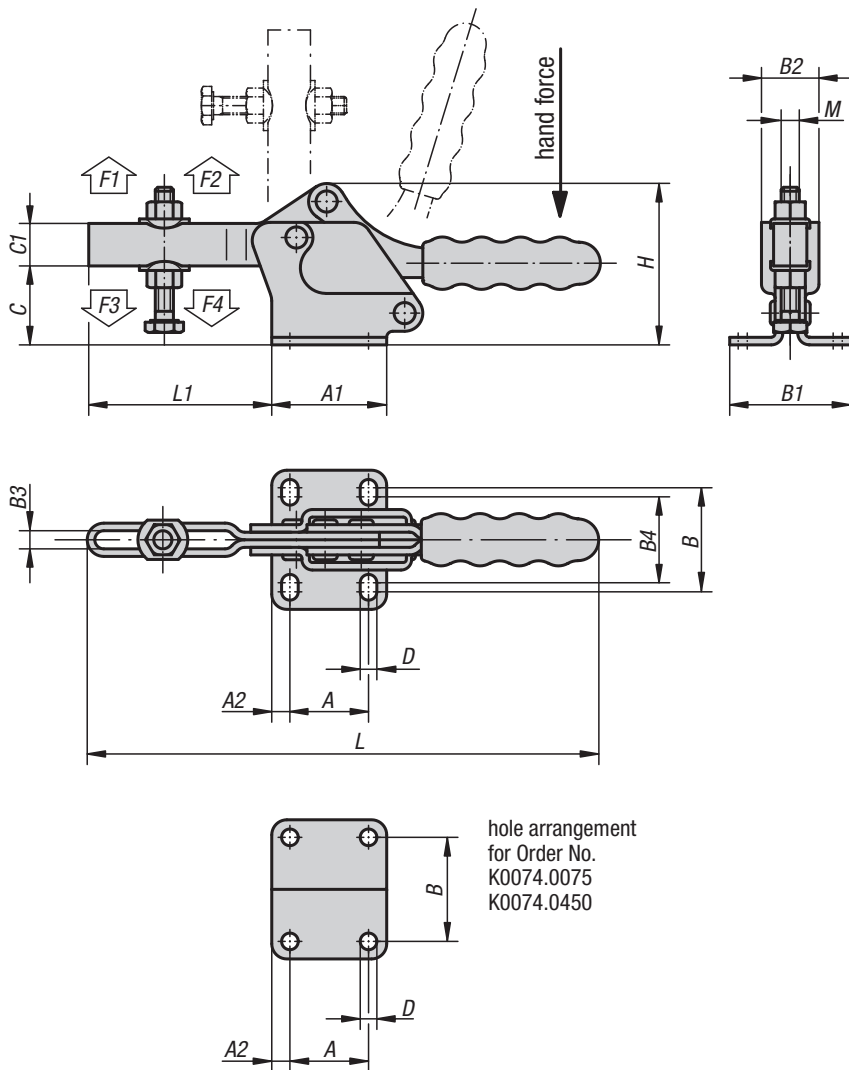
Note:
A neoprene thrust pad is supplied with versions K0074.0075 and K0074.0150.

An angle bracket cannot be supplied in stainless steel with versions K0074.0075N and K0074.0150N.

Accessories:
K0098
K0100
K0101
K0102
K0103
K0106
K0107



Angle bracket for front face mounting (see accessories)



hole arrangement
for Order No.
K0074.0075
K0074.0450

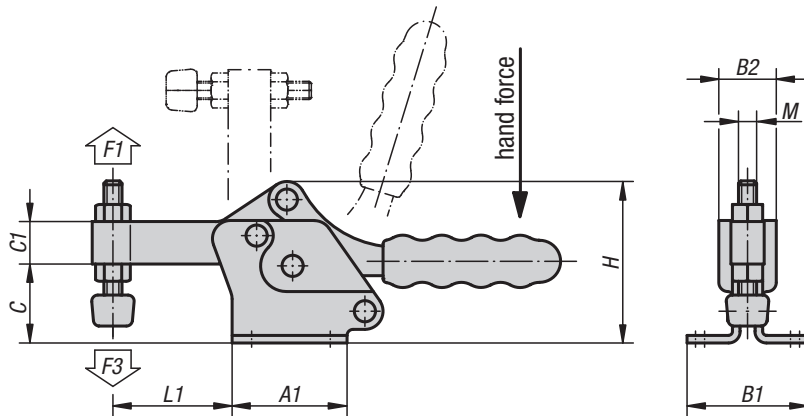
KIPP Toggle clamps horizontal with flat foot and adjustable clamping spindle

Order No.	Version	Opening angle of holding arm	Opening angle of handle	Hand force N	Retaining force F1 N	Retaining force F2 N	Clamping force F3 N	Clamping force F4 N	Matching plastic grip
K0074.0075	steel	90°	75°	80	500	1100	250	700	K0100.16
K0074.0150	steel	90°	80°	140	1200	2600	400	1000	K0100.20
K0074.0250	steel	95°	80°	200	1500	3500	800	1950	K0100.28
K0074.0350	steel	90°	75°	250	2500	5500	1150	3100	K0100.30
K0074.0450	steel	90°	75°	250	3000	6500	1150	3100	K0100.34
K0074.0075N	stainless steel	90°	75°	80	500	1100	250	700	K0100.16
K0074.0150N	stainless steel	90°	80°	140	1200	2600	400	1000	K0100.20

Order No.	Version	A	A1	A2	B	B1	B2	B3	B4	C	C1	D	H	L	L1	M	Order No. Angle bracket
K0074.0075	steel	13,5	25	5,7	17,4	27	16	5,8	-	19	9,5	5,2	38	116	37	M5x35	K0098.02
K0074.0150	steel	26	38	6	28	40	20	6,2	22	24	14	5,5	53	170	60	M6x50	K0098.04
K0074.0250	steel	26	42	8	31	47	23	8,5	26	35	17,5	6,6	68	224	79	M8x60	K0098.04
K0074.0350	steel	41,2	59	9	43	59	30	12	39	45	24	8,7	91	274	108	M10x80	K0098.06
K0074.0450	steel	41,2	67	13	41,3	67	38	14,2	-	59	27	8,7	110	305	128	M12x100	K0098.06
K0074.0075N	stainless steel	13,5	25	5,7	17,4	27	16	5,8	-	19	9,5	5,2	38	116	37	M5x35	-
K0074.0150N	stainless steel	26	38	6	28	40	20	6,2	22	24	14	5,5	53	170	60	M6x50	-

Toggle clamps horizontal

with flat foot and fixed clamping spindle




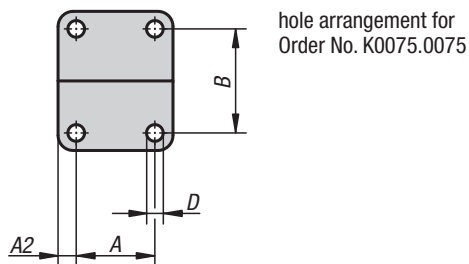
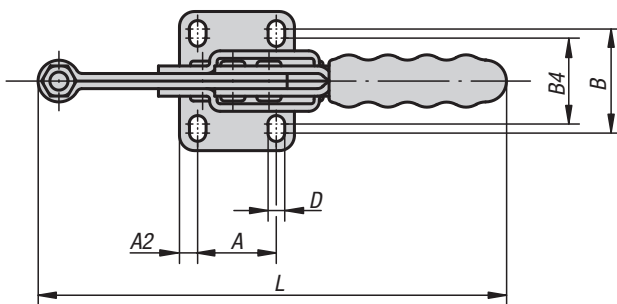
Material:
Steel.

Version:
Galvanized and chromated,
clamping spindle and nuts phosphated,
plastic handle oil-resistant

Sample order:
K0075.0075

Note:
The clamping spindle is supplied with a neoprene thrust pad.

Accessories:
K0098
K0100
K0101
K0102
K0103
K0106



Angle bracket for front face mounting (see accessories)

KIPP Toggle clamps horizontal with flat foot and fixed clamping spindle

Order No.	Opening angle of holding arm	Opening angle of handle	Hand force N	Retaining force F1 N	Clamping force F3 N	Matching plastic grip
K0075.0075	90°	75°	80	750	320	K0100.16
K0075.0150	90°	80°	140	1500	650	K0100.20

Order No.	A	A1	A2	B	B1	B2	B4	C	C1	D	H	L	L1	M	Order No. Angle bracket
K0075.0075	13,5	25	5,7	16,8	27	16	-	19	9,5	5,2	38	108	24,5	M5x35	K0098.02
K0075.0150	26	38	6	28	40	20	22	25	14	5,5	53	155	38	M6x50	K0098.04

Toggle clamps horizontal

with flat foot and full holding arm

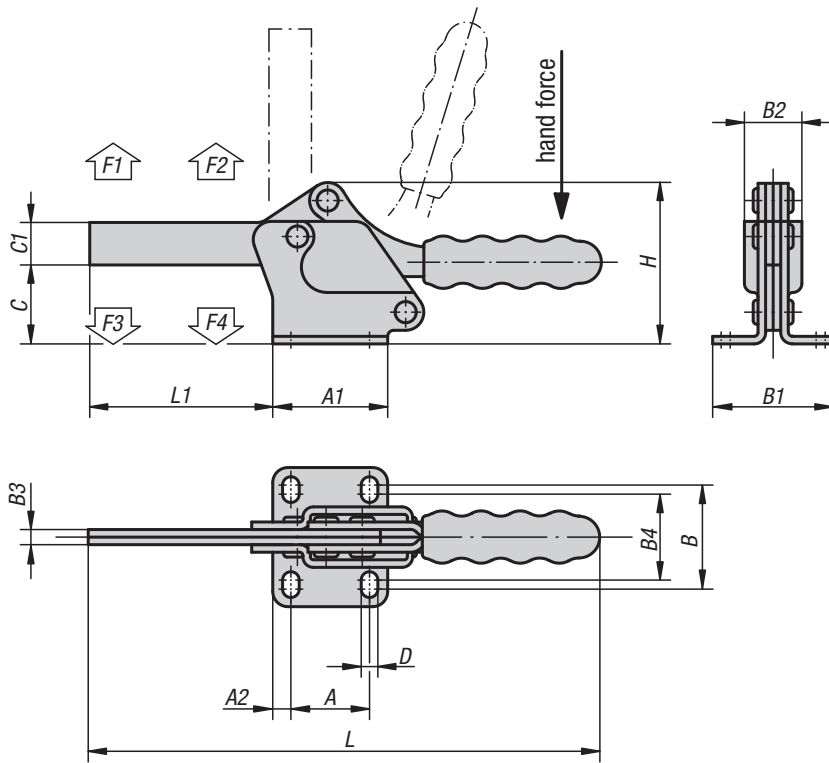


Material:
Steel.

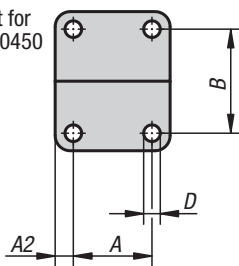
Version:
Galvanized and chromated, plastic handle oil-resistant

Sample order:
K0076.0250


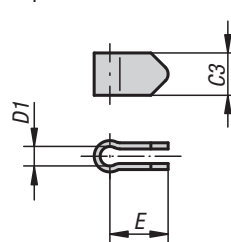
Accessories:
K0098
K0100
K0101
K0102
K0103
K0106



hole arrangement for
Order No. K0076.0450



spindle bracket weldable



Angle bracket for front face
mounting (see accessories)

KIPP Toggle clamps horizontal with flat foot and full holding arm

Order No.	Opening angle of holding arm	Opening angle of handle	Hand force N	Retaining force F1 N	Retaining force F2 N	Clamping force F3 N	Clamping force F4 N	Matching plastic grip
K0076.0250	95°	80°	200	1500	3500	800	1950	K0100.28
K0076.0350	90°	75°	250	2500	5500	1150	3100	K0100.30
K0076.0450	90°	75°	250	3000	6500	1150	3100	K0100.34

Order No.	A	A1	A2	B	B1	B2	B3	B4	C	C1	C3	D	D1	E	H	L	L1	Clamping spindle	Order No. Angle bracket
K0076.0250	26	42	8	32	47	23	6	27	34	17,5	17,5	6,6	8,3	24	67	226	82	M8x60	K0098.04
K0076.0350	41,2	59	9	43,7	60	30	8	39,7	45	24	22	8,7	10,3	30	91	272	110	M10x80	K0098.06
K0076.0450	41,2	67	13	42,8	68	38	10	-	59	27	26	8,7	12,3	32	110	310	130	M12x100	K0098.06

Toggle clamps horizontal

heavy-duty with adjustable clamping spindle

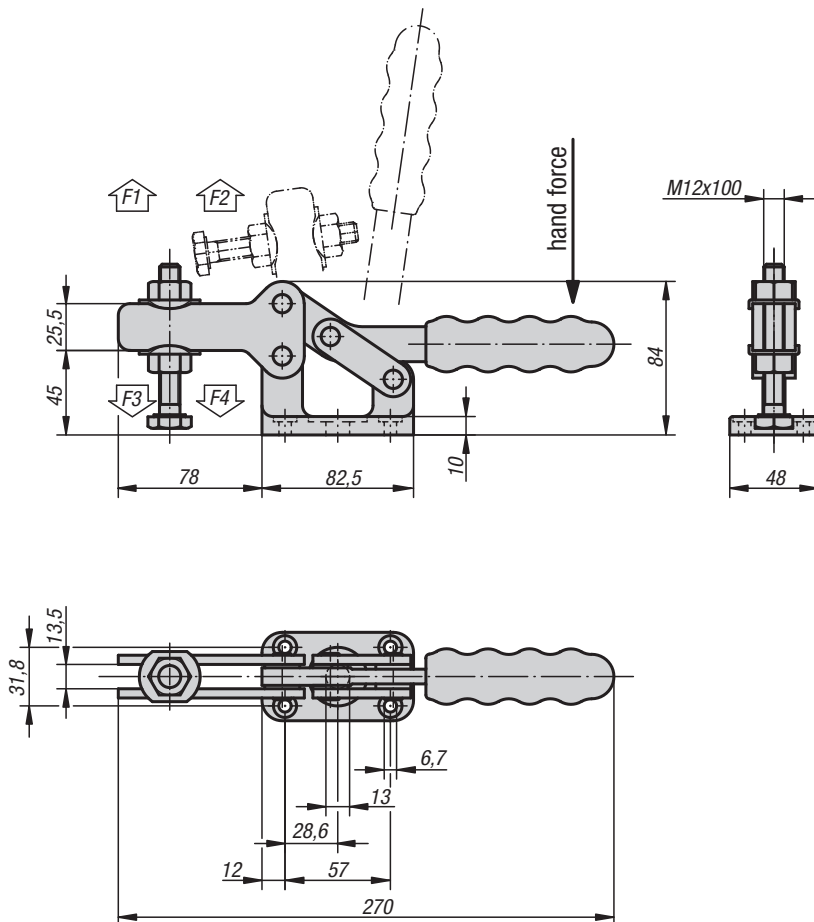


Material:
Steel. Body and grip cast steel.

Version:
Galvanized and chromated,
clamping spindle and nuts phosphated,
plastic handle oil-resistant

Sample order:
K0077.0700

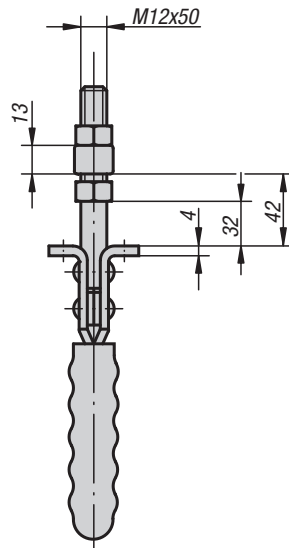
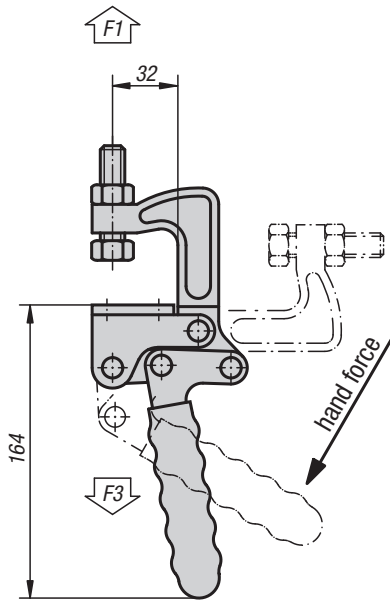
Accessories:
K0100
K0101
K0102
K0103
K0106
K0107



KIPP Toggle clamps horizontal heavy-duty with adjustable clamping spindle

Order No.	Opening angle of holding arm	Opening angle of handle	Hand force N	Retaining force F1 N	Retaining force F2 N	Clamping force F3 N	Clamping force F4 N	Matching plastic grip
K0077.0700	90°	95°	250	4500	9000	1800	3550	K0100.32

Toggle clamps pivot jaw

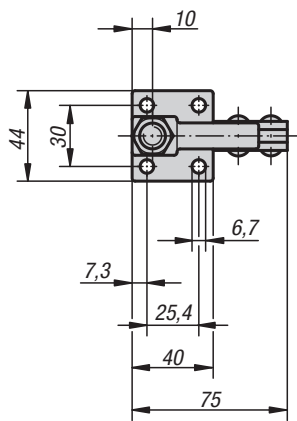


Material:
Steel, clamping bow in cast steel

Version:
Galvanized and chromated, plastic handle oil-resistant

Sample order:
K0078.0360

Note:
The pivot jaw toggle clamp is ideal for applications in which there is little mounting space at the sides. In this case the clamp plate is secured from below to the work surface.

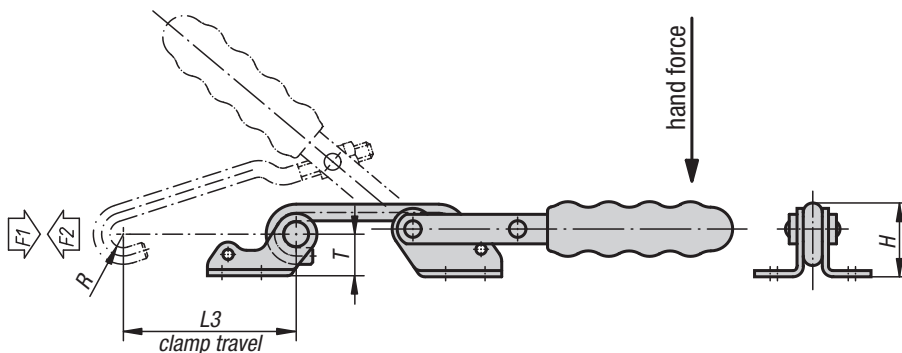


KIPP Toggle clamps pivot jaw

Order No.	Opening angle of holding arm	Opening angle of handle	Hand force N	Retaining force F1 N	Clamping force F3 N	Matching plastic grip
K0078.0360	90°	50°	250	3600	1150	K0100.30

Toggle clamps hook horizontal

with catch plate

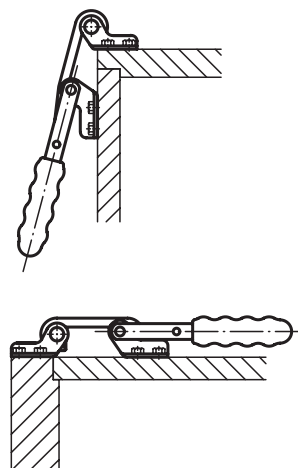
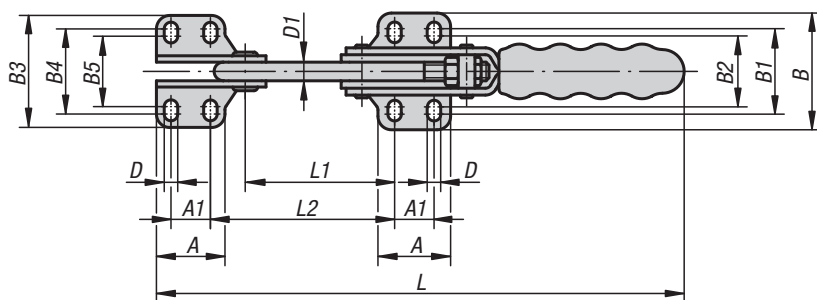


Material:
Steel or stainless steel

Version:
Galvanized and chromed.
Stainless steel bright.
Plastic handle oil-resistant.

Sample order:
K0079.0270

Note:
Horizontal hook toggle clamps are especially suitable for quickly closing and locking covers and hatches. The amount of travel can be set by altering the hook length. Adjustment length: 0 - 5 mm.



KIPP Toggle clamps hook horizontal with catch plate

Order No.	Version	Opening angle of handle	Hand force N	Pull force F1 N	Retaining force F2 N	Matching plastic grip
K0079.0130	steel	155°	100	1500	2000	K0100.19
K0079.0270	steel	155°	160	3000	4000	K0100.28
K0079.0430	steel	155°	200	4000	7000	K0100.34
K0079.0130N	stainless steel	155°	100	1500	2000	K0100.19
K0079.0270N	stainless steel	155°	160	3000	4000	K0100.28
K0079.0430N	stainless steel	155°	200	4000	7000	K0100.34

Order No.	Version	A	A1	B	B1	B2	B3	B4	B5	D	D1	H	L	L1	L2	Clamping travel L3	R	T
K0079.0130	steel	26	13	39	27	22,2	43	31	26	5,2	6	26	161	45	58	70	6	13,5
K0079.0270	steel	35	19	52	36	29	57	41	34	6,5	8	35	248	68	84	90	7	20
K0079.0430	steel	51	32	72	52,5	43,5	78	59	50	8,5	12	49	310	84	104	115	10	27
K0079.0130N	stainless steel	26	13	39	27	22,2	43	31	26	5,2	6	26	171	45	58	70	6	13,5
K0079.0270N	stainless steel	35	19	52	36	29	57	41	34	6,5	8	35	248	68	84	90	7	20
K0079.0430N	stainless steel	51	32	72	52,5	43,5	78	59	50	8,5	12	49	310	84	104	115	10	27

Toggle clamps latch horizontal

with catch plate

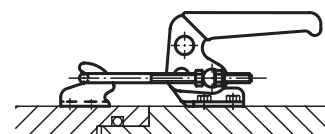
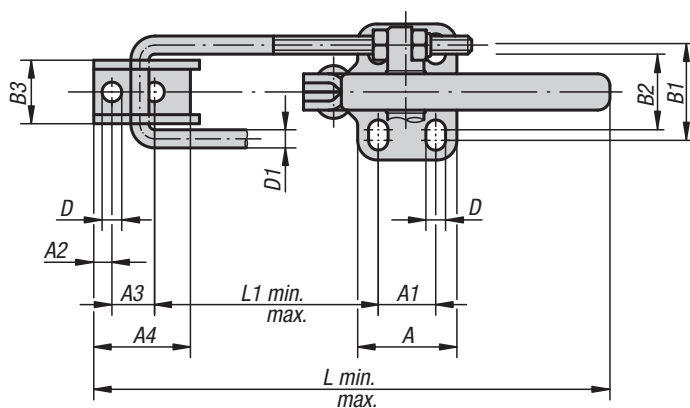
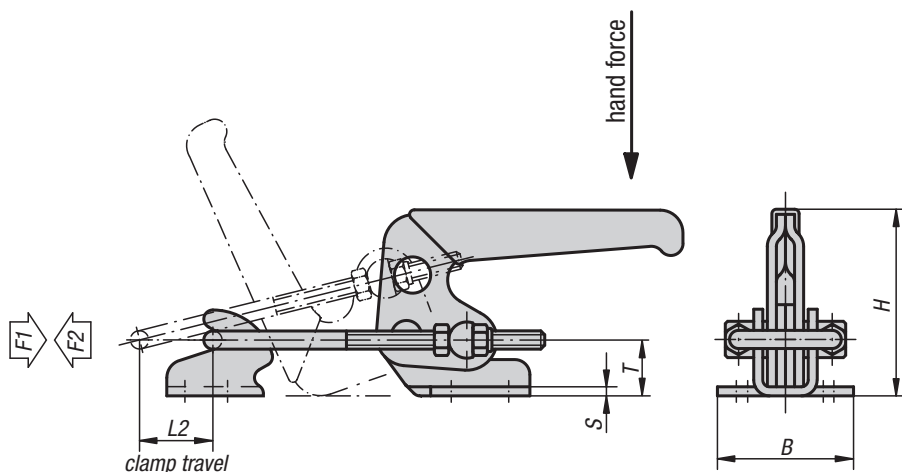


Material:
Steel or stainless steel

Version:
Galvanized and chromed.
Stainless steel bright.
Plastic handle oil-resistant.

Sample order:
K0080.0140

Note:
Horizontal latch toggle clamps are especially suitable for quickly closing and locking covers and hatches. The travel can be set by altering the hasp length.



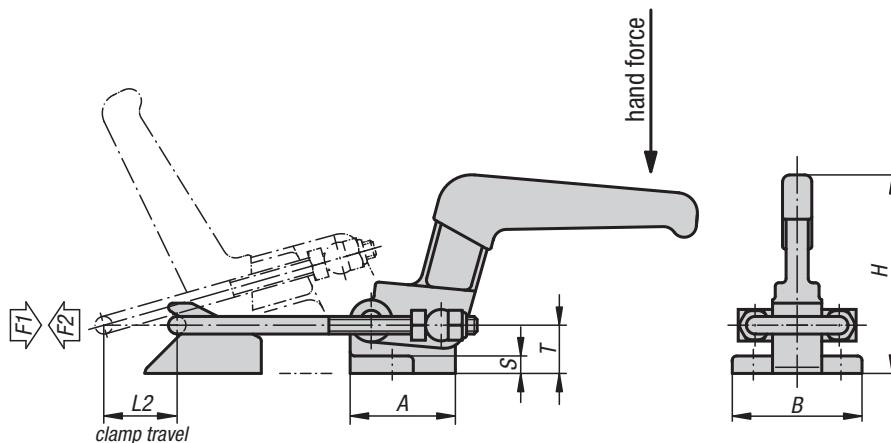
KIPP Toggle clamps latch horizontal with catch plate

Order No.	Version	Opening angle of handle	Hand force N	Retaining force F2 N	Pull force F1 N	Travel path L max.	Travel path L min.	Travel path L1 max.	Travel path L1 min.	Clamping travel L2
K0080.0140	steel	120°	100	2000	1800	135	105	68	38	16
K0080.0250	steel	120°	150	4000	2700	185	145	85	45	24
K0080.0450	steel	120°	200	7000	4500	250	190	120	65	32
K0080.0140N	stainless steel	120°	100	2000	1800	135	105	68	38	16
K0080.0250N	stainless steel	120°	150	4000	2700	185	145	85	45	24
K0080.0450N	stainless steel	120°	200	7000	4500	250	190	120	65	32

Order No.	Version	A	A1	A2	A3	A4	B	B1	B2	B3	D	D1	H	S	T
K0080.0140	steel	26	13	4,5	11	24	36	24	19	16	5,2	4	42	2,5	11,5
K0080.0250	steel	35	19	6	14	32	48	33	26	21	6,5	6	64	3	18,5
K0080.0450	steel	51	32	8	19	40	64	45	36	28	8,5	8	85	4	25,5
K0080.0140N	stainless steel	26	13	4,5	11	24	36	24	19	16	5,2	4	42	2,5	11,5
K0080.0250N	stainless steel	35	19	6	14	32	48	33	26	21	6,5	6	64	3	18,5
K0080.0450N	stainless steel	51	32	8	19	40	64	45	36	28	8,5	8	85	4	25,5

Toggle clamps latch horizontal

heavy-duty with catch plate



Material:

Steel. Body and catch plate cast steel.
Grip ductile iron (SG).

Version:

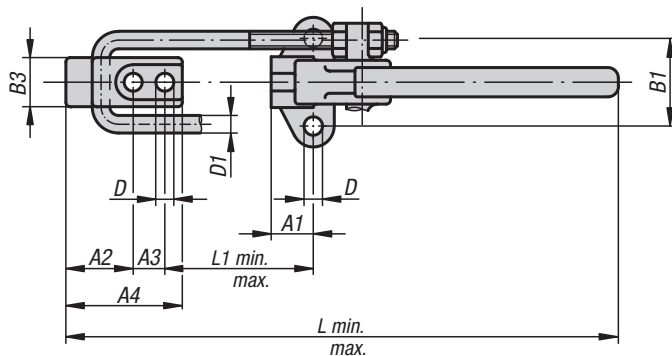
Galvanized and chromed.
Body, catch plate and handle phosphated.
Plastic handle oil-resistant.

Sample order:

K0081.1900

Note:

Horizontal latch toggle clamps are especially suitable for quickly closing and locking covers and hatches. The travel can be set by altering the hasp length.



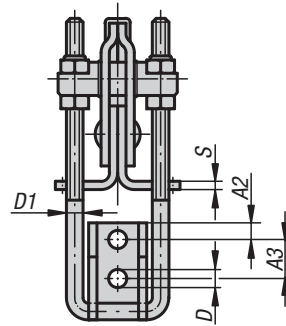
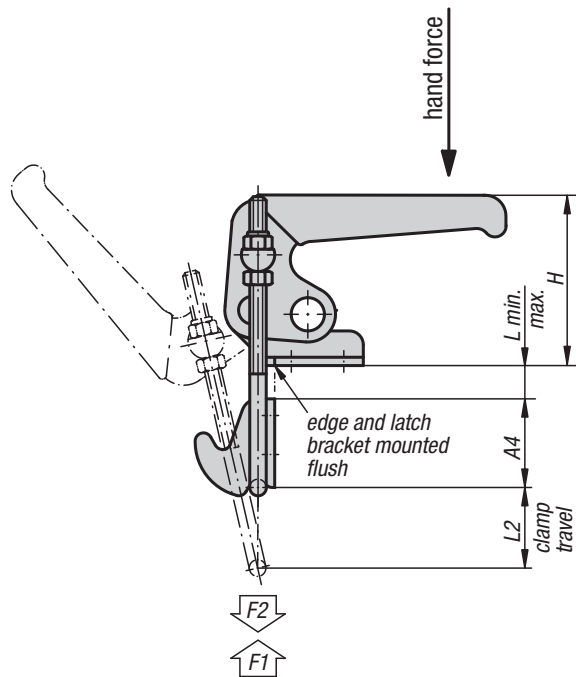
KIPP Toggle clamps, latch, horizontal, heavy-duty with catch plate

Order No.	Opening angle of handle	Hand force N	Retaining force F2 N	Pull force F1 N	Travel path L min.	Travel path L max.	Travel path L1 min.	Travel path L1 max.	Clamping travel L2
K0081.1650	120°	600	20000	16500	270	320	38	88	60
K0081.1900	120°	600	40000	19000	335	395	52	112	70

Order No.	A	A1	A2	A3	A4	B	B1	B3	D	D1	H	S	T
K0081.1650	60	24	37	18	65	74	50	28	10,3	10	115	10	27
K0081.1900	82	36	44	22	78	84	56	34	12,4	12	132	12	33,5

Toggle clamps latch vertical

with catch plate

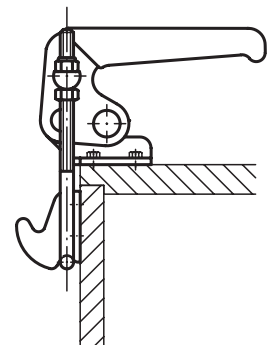
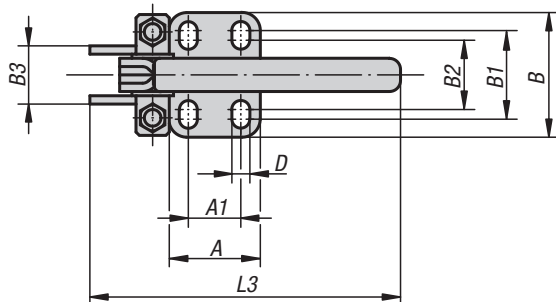


Material:
Steel or stainless steel

Version:
Galvanized and chromed.
Stainless steel bright.
Plastic handle oil-resistant.

Sample order:
K0082.0450

Note:
Vertical latch toggle clamps are especially suitable for quickly closing and locking covers and hatches.
The travel can be set by altering the hasp length.



KIPP Toggle clamps latch vertical with catch plate

Order No.	Version	Opening angle of handle	Hand force N	Retaining force F2 N	Pull force F1 N	Travel path L min.	Travel path L max.	Clamping travel L2
K0082.0140	steel	145°	100	2000	1800	1	25	22
K0082.0250	steel	145°	150	4000	2700	1	28	34
K0082.0450	steel	145°	200	7000	4500	1	40	45
K0082.0140N	stainless steel	145°	100	2000	1800	1	25	22
K0082.0250N	stainless steel	145°	150	4000	2700	1	28	34
K0082.0450N	stainless steel	145°	200	7000	4500	1	40	45

Order No.	Version	A	A1	A2	A3	A4	B	B1	B2	B3	D	D1	L3	H	S
K0082.0140	steel	26	13	4,5	11	24	36	24	19	16	5,2	4	76	42	2,5
K0082.0250	steel	35	19	6	14	32	48	33	26	21	6,5	6	115	64	3
K0082.0450	steel	51	32	8	19	40	64	45	36	28	8,5	8	152	85	4
K0082.0140N	stainless steel	26	13	4,5	11	24	36	24	19	16	5,2	4	76	42	2,5
K0082.0250N	stainless steel	35	19	6	14	32	48	33	26	21	6,5	6	115	64	3
K0082.0450N	stainless steel	51	32	8	19	40	64	45	36	28	8,5	8	152	85	4

Toggle clamps mini push-pull

with mounting bracket



Material:

Steel or stainless steel

Version:

Galvanized and chromed.
Push rod and thrust screw phosphated.
Stainless steel bright.
Plastic handle oil-resistant.

Sample order:

K0083.0050

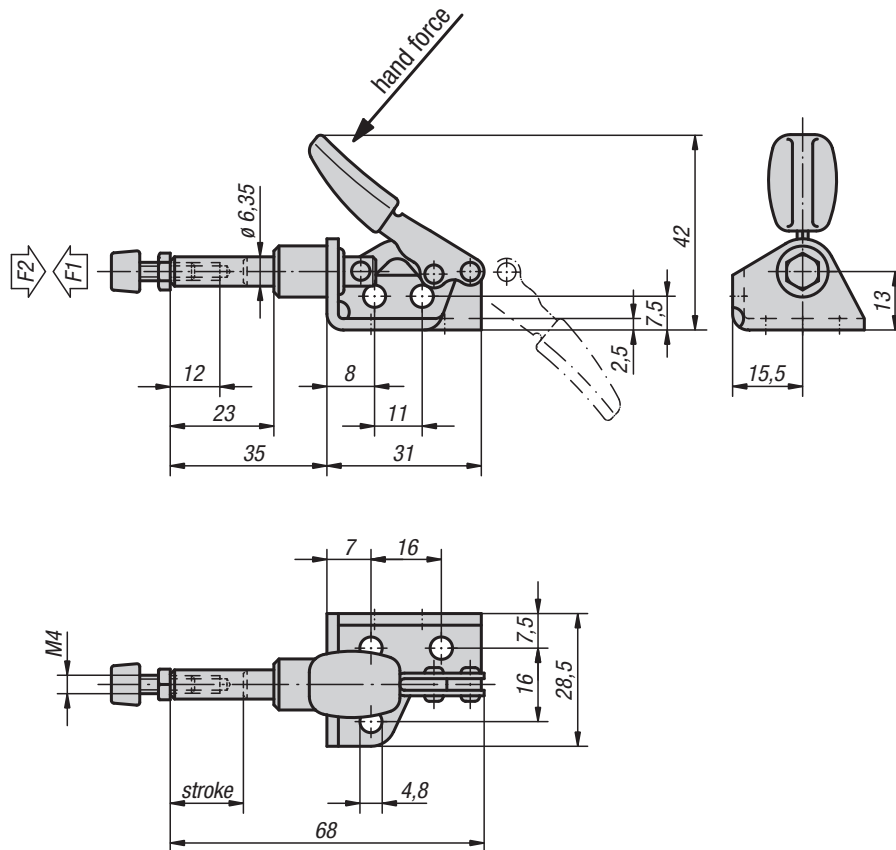
Note:

As the push-pull mini toggle clamps lock in the open and closed handle positions, they can be used to clamp when pushing or pulling.

A neoprene pressure pad is supplied.

Accessories:

- K0101
- K0103
- K0106

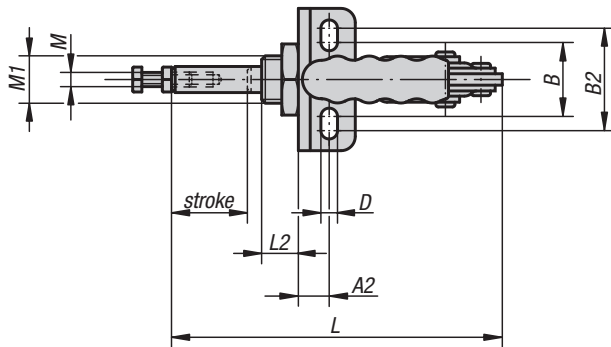
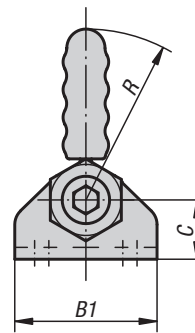
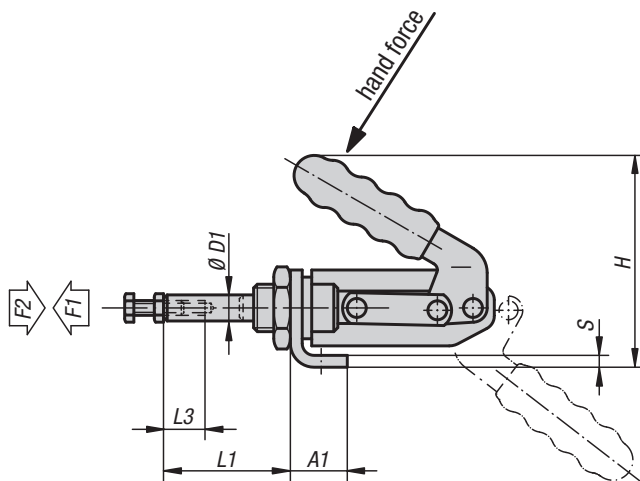


KIPP Push-pull mini-clamp with mounting bracket

Order No.	Version	Opening angle of handle	Hand force N	Retaining force F2 N	Clamping force F1 N	Travel
K0083.0050	steel	190°	80	500	500	16
K0083.0050N	stainless steel	190°	80	500	500	16

Toggle clamps push-pull

with mounting bracket



Material:
Steel.

Version:
Galvanized and chromated, connecting rod, guide body and contact pressure screw phosphated, plastic handle oil-resistant

Sample order:
K0084.0250

Note:
As the push-pull toggle clamps lock in open and closed handle positions, they can be used to clamp when pushing or pulling. The fastening nut supplied allows the clamps to be mounted in any desired position.

Accessories:
K0100
K0101
K0102
K0103
K0106

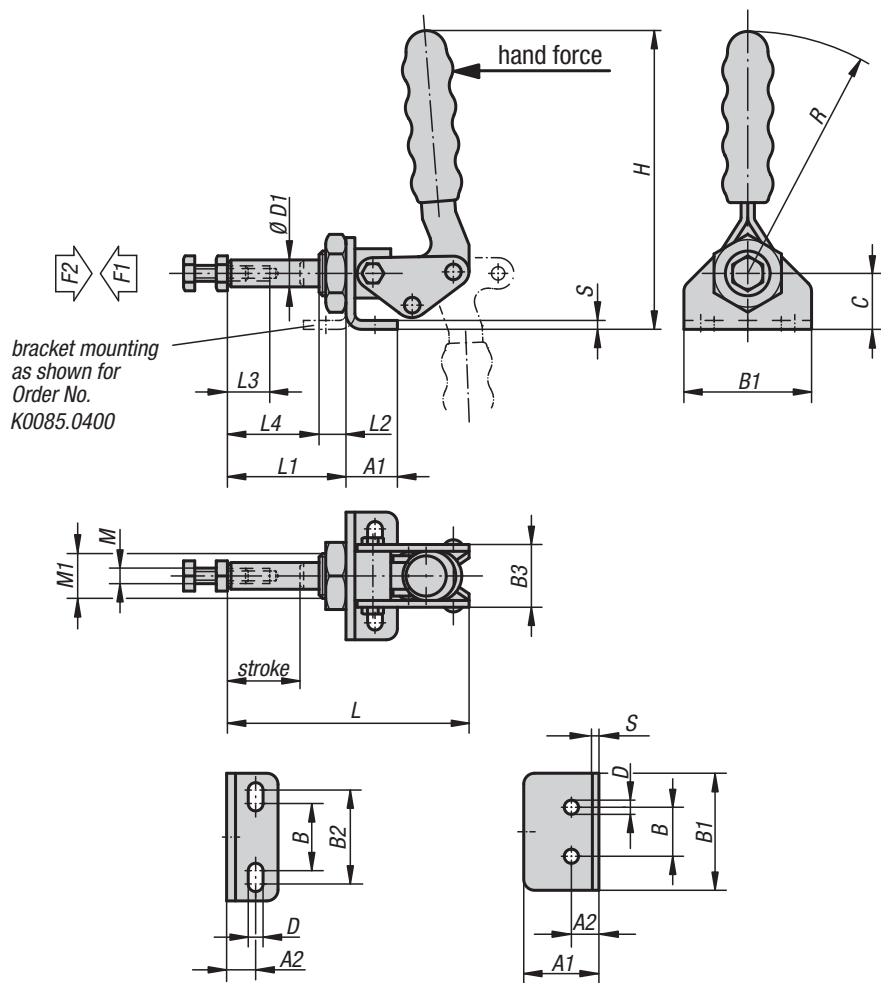
KIPP Toggle clamps push-pull with mounting bracket

Order No.	Opening angle of handle	Hand force N	Retaining force F2 N	Clamping force F1 N	Matching plastic grip
K0084.0250	190°	170	2500	1500	K0100.23
K0084.0450	185°	180	4000	2000	K0100.30

Order No.	A1	A2	B	B1	B2	C	D	D1	H	L	L1	L2	L3	M	M1	S	R	Travel
K0084.0250	23	13	30	57,5	42	25	6,5	11,1	85	136	52,5	14	12	M6x25	M20x1,5	4	60	32
K0084.0450	30	18	30	64	45	30	8,5	16	120	173	60	17	20	M10x50	M24x1,5	5	90	38

Toggle clamps push-pull

with mounting bracket



bracket mounting as shown for Order No. K0085.0400

hole arrangement for Order No. K0085.0200 K0085.0400

hole arrangement for Order No. K0085.0100

Material:
Steel or stainless steel

Version:
Galvanized and chromed.
Push rod and thrust screw phosphated.
Stainless steel bright.
Plastic handle oil-resistant.

Sample order:
K0085.0200

Note:
As the push-pull toggle clamps lock in open and closed handle positions, they can be used to clamp when pushing or pulling.
The fastening nut supplied allows the clamps to be mounted in any desired position.

A neoprene pressure pad is supplied with version K0085.0100.

Versions K0085.0100N, K0085.0200N and K0085.0400N are supplied without mounting bracket.

Accessories:
K0100
K0101
K0102
K0103
K0106

KIPP Toggle clamps push-pull with mounting bracket

Order No.	Version	Opening angle of handle	Hand force N	Retaining force F2 N	Clamping force F1 N	Matching plastic grip
K0085.0100	steel	190°	40	1000	500	K0100.22
K0085.0200	steel	190°	50	2000	2000	K0100.28
K0085.0400	steel	190°	150	4000	2500	K0100.30
K0085.0100N	stainless steel	190°	40	1000	500	K0100.22
K0085.0200N	stainless steel	190°	50	2000	2000	K0100.28
K0085.0400N	stainless steel	190°	150	4000	2500	K0100.30

Order No.	Version	A1	A2	B	B1	B2	B3	C	D	D1	H	L	L1	L2	L3	L4	M	M1	S	R	Travel
K0085.0100	steel	20	13,5	18	44	-	25	26	5,2	10	98	69	34	10	15	23	M6x25	M16x1,5	2	70	20
K0085.0200	steel	23	13	30	57	42	28	34	6,5	12	147	108	53	12	25	41	M8x40	M20x1,5	4	112	40
K0085.0400	steel	30	18	30	64	45	38	30	8,5	16	160	175	88	17	35	71	M10x50	M24x1,5	5	130	68
K0085.0100N	stainless steel	30	13,5	18	44	-	25	26	5,2	10	98	69	34	10	15	23	M6x25	M16x1,5	2	70	20
K0085.0200N	stainless steel	23	13	30	57	42	28	25	6,5	12	137	108	53	12	25	41	M8x40	M20x1,5	4	112	40
K0085.0400N	stainless steel	30	18	30	64	45	38	30	8,5	16	160	175	88	17	35	71	M10x50	M24x1,5	5	130	68

Toggle clamps push-pull

without mounting bracket



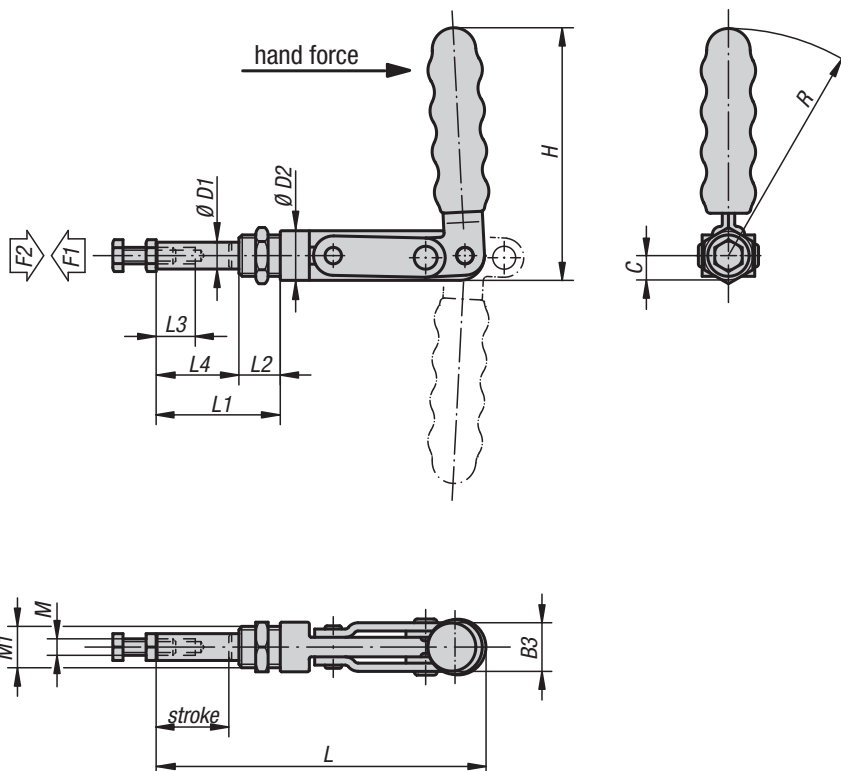
Material:
Steel.

Version:
Galvanized and chromated,
connecting rod, guide body and contact pressure
screw phosphated,
plastic handle oil-resistant

Sample order:
K0086.0750

Note:
As the push-pull toggle clamps lock in open and closed
handle positions, they can be used to clamp when
pushing or pulling.
The fastening nut supplied allows the clamps to be
mounted in any desired position.

Accessories:
K0100
K0101
K0102
K0103
K0106



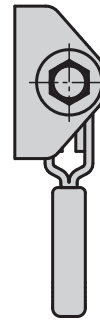

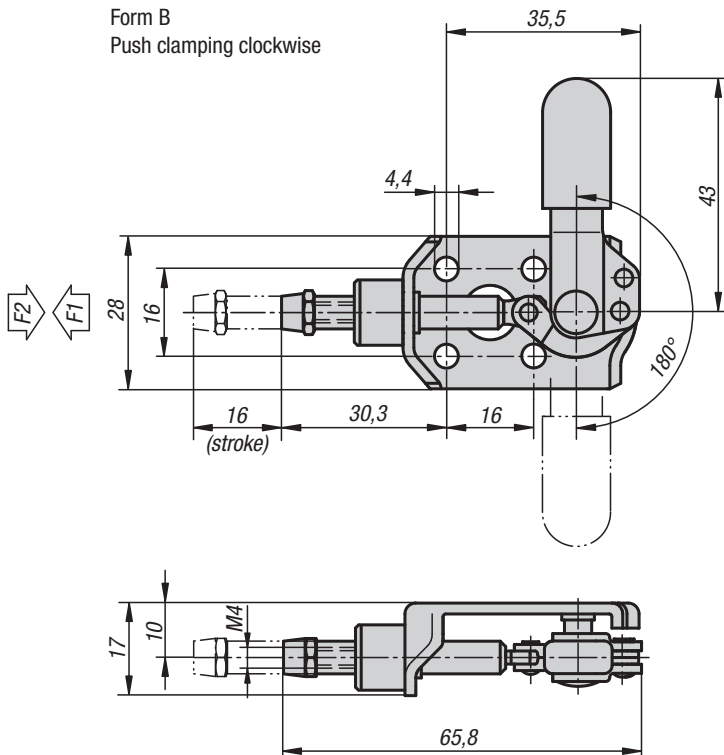
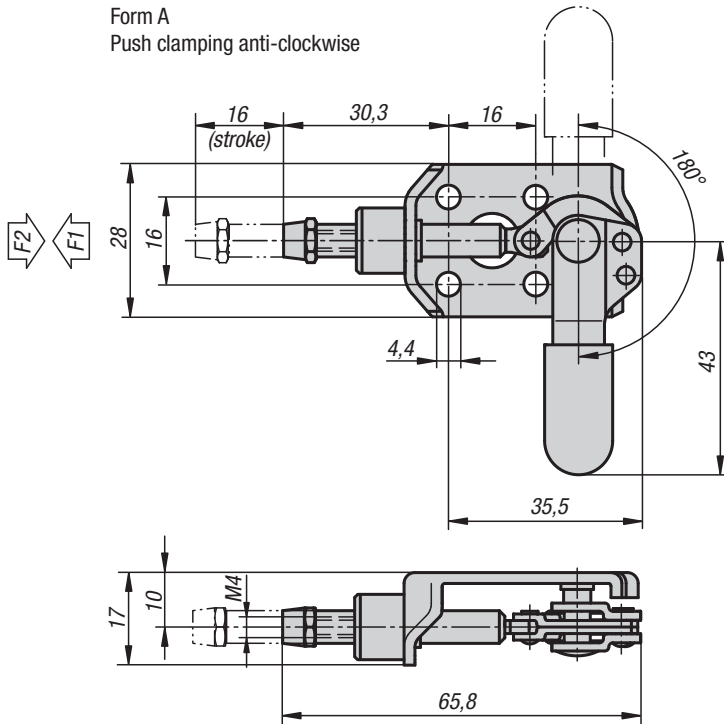
KIPP Toggle clamps push-pull without mounting bracket

Order No.	Opening angle of handle	Hand force N	Retaining force F2 N	Clamping force F1 N	Matching plastic grip
K0086.0350	185°	110	3500	1500	K0100.28
K0086.0550	185°	140	5500	1600	K0100.30
K0086.0750	185°	160	7500	1600	K0100.33

Order No.	B3	C	D1	D2	H	L	L1	L2	L3	L4	M	M1	R	Travel
K0086.0350	20,5	9,5	10	19	106,5	123	49	16	18	33	M6x25	M16x1,5	97	25
K0086.0550	24,5	12	13	24	130	159	60	20	30	40	M8x40	M20x1,5	118	38
K0086.0750	31	14,2	16	28,5	149	235	93	23	40	70	M10x50	M24x1,5	135	67

Toggle clamps push-pull

mini



Material:
Steel.

Version:
Galvanized and chromated,
plastic handle oil-resistant

Sample order:
K0745.10050

Note:
Push-pull toggle clamps with very low profile. As the clamps lock in the open and closed handle positions, they can be used to clamp when pushing or pulling.

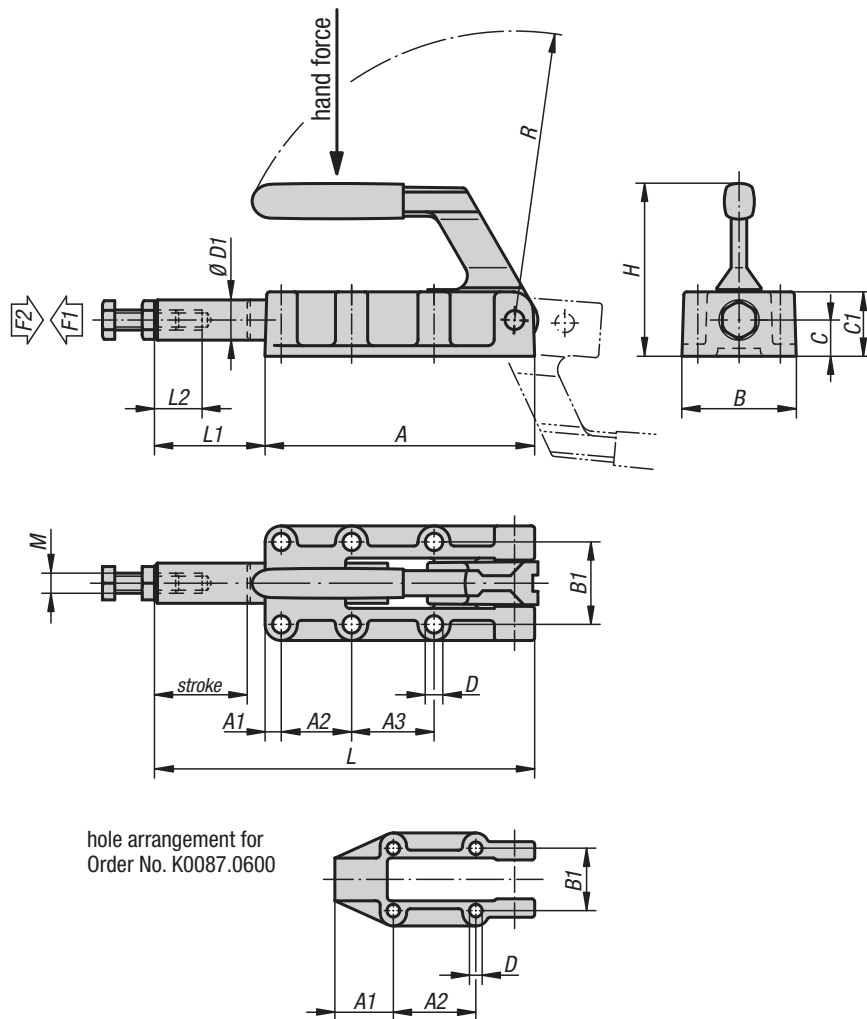



KIPP Toggle clamp mini push-pull

Order No.	Form	Retaining force F2 N	Retaining force F1 N
K0745.10050	A	500	500
K0745.20050	B	500	500

Push-pull clamps

heavy-duty version with handle



Material:

Steel.
Body and handle ductile iron (SG iron)

Version:

Phosphated.
Plastic grip oil-resistant

Sample order:

K0087.2500

Note:

The clamps lock in the open and closed handle positions. They can be used for thrust or tension clamping. The clamps have a stroke limitation for advance and retraction.

Accessories:

- K0101
- K0102
- K0103
- K0106

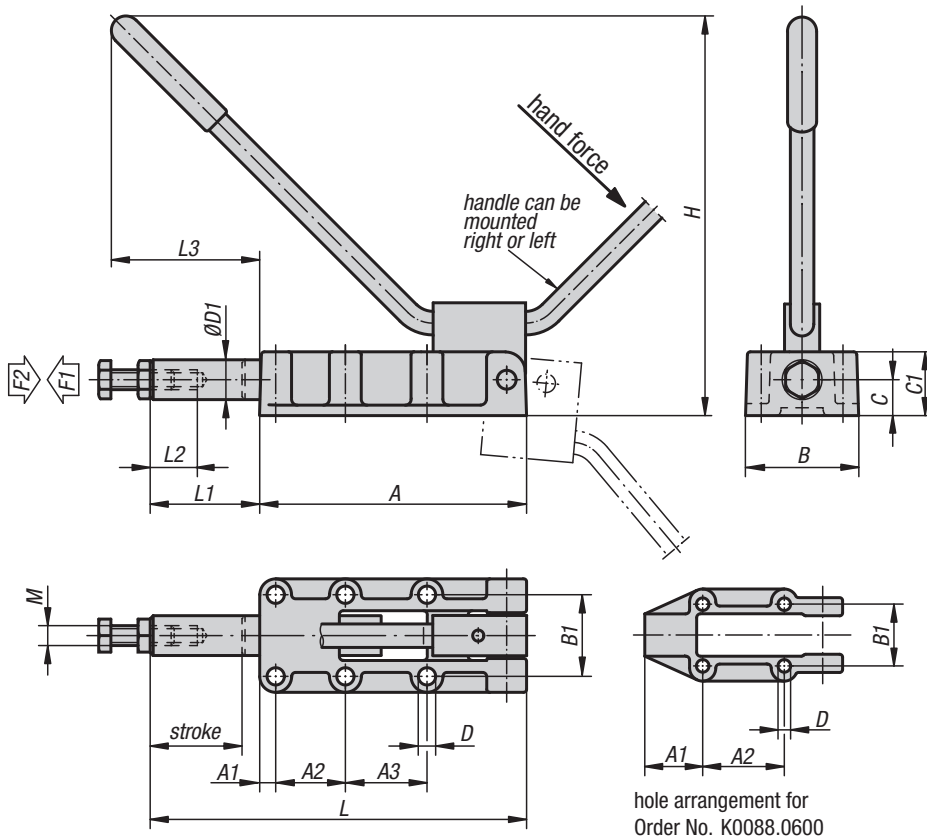
KIPP Push-pull clamps heavy-duty version with handle

Order No.	Opening angle of handle	Hand force N	Retaining force F2 N	Clamping force F1 N
K0087.0600	185°	140	6000	3000
K0087.1200	185°	150	12000	5000
K0087.2500	185°	170	25000	5000
K0087.5000	185°	200	50000	7000

Order No.	A	A1	A2	A3	B	B1	C	C1	D	D1	H	L	L1	L2	M	R	Travel
K0087.0600	89	25	36,5	-	46	33,4	12	23	5,5	14	63	127	38	30	M8	95	32
K0087.1200	133	8	35	41	61	41	18	32	8,5	20	88	188	55	40	M10	143	50
K0087.2500	197	11	45	45	82	54	22	41	10,3	25	108	300	103	60	M12	200	75
K0087.5000	254	10	70	70	85	57	28	50	10,3	30	127	390	136	60	M16	245	100

Push-pull clamps

heavy-duty version with reversible hand lever



Material:

Steel, body in spheroidal graphite cast iron (GJS)

Version:

Phosphated, hand lever galvanized and chromed, plastic handle oil-resistant

Sample order:

K0088.0600

Note:

The clamps lock in the open and closed handle positions. They can be used for thrust or tension clamping. The clamps have a stroke limitation for advance and retraction.

Accessories:

- K0099
- K0101
- K0102
- K0103
- K0106


KIPP Push-pull clamps heavy-duty version with reversible hand lever

Order No.	A	A1	A2	A3	B	B1	C	C1	D	D1	H	L	L1	L2	L3	M	Travel	Hand force N	Retaining force F2 N	Opening angle of handle
K0088.0600	89	25	36,5	-	46	33,4	12	23	5,5	14	127	127	38	30	65	M8	32	140	6000	185°
K0088.1200	133	8	35	41	61	41	18	32	8,5	20	196	188	55	40	106	M10	50	150	12000	185°
K0088.2500	197	11	45	45	82	54	22	41	10,3	25	270	300	103	60	125	M12	75	170	25000	185°
K0088.5000	254	10	70	70	85	57	28	50	10,3	30	360	390	136	60	155	M16	100	200	50000	185°

Order No.	Connecting rod extended / Clamping force F1 N
K0088.0600	5 mm / 1100 N, 10 mm / 700N, 15mm / 750N, 20mm / 800N, 25mm / 850N, 30mm / 1460N, 31mm / 1900N, 32mm / 5800N
K0088.1200	5 mm / 1670 N, 10 mm / 900N, 15mm / 730N, 20mm / 700N, 25mm / 720N, 30mm / 850N, 35mm / 1000N, 40mm / 1100N, 45mm / 1500N, 48mm / 2200N, 49mm / 2900N, 50mm / 9300N
K0088.2500	10 mm / 1000N, 20mm / 720N, 30mm / 600N, 40mm / 700N, 50mm / 880N, 60mm / 1180N, 70mm / 1900N, 72mm / 2300N, 74mm / 3530N, 75mm / 11000N
K0088.5000	10 mm / 1800N, 20mm / 1100N, 30mm / 7500N, 40mm / 800N, 50mm / 820N, 60mm / 1000N, 70mm / 1000N, 80mm / 1300N, 90mm / 1900N, 95mm / 2500N, 97mm / 3100N, 99mm/4500N, 100mm / 12100N

Pneumatic clamps horizontal

Form A



Material:

Lever parts and clamping spindle steel.

Version:

Lever parts galvanized and chromed.
Clamping spindle and nuts phosphated.
Cylinder bright.

Sample order:

K0089.0150

Note:

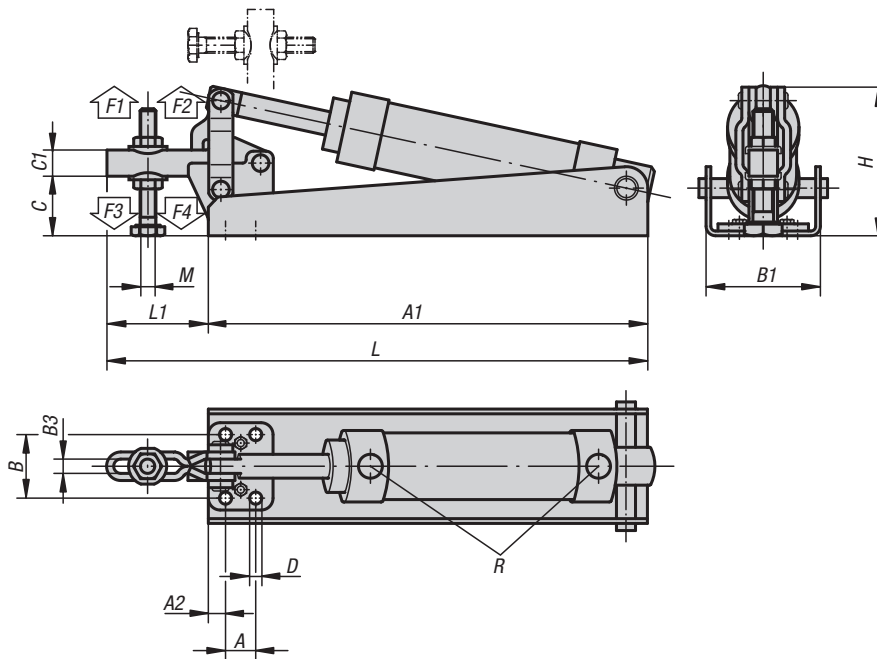
A neoprene thrust pad is supplied with versions K0089.0075 and K0089.0150.

Accessories:

- K0101
- K0102
- K0103
- K0106
- K0107

Pneumatic cylinder:

Double-acting without end of stroke damping.



KIPP Pneumatic clamps horizontal, Form A

Order No.	Form	Air consumption per cycle	Opening angle of holding arm	Holding force at 6 bar F1 N	Holding force at 6 bar F2 N	Clamping force at 6 bar F3 N	Clamping force at 6 bar F4 N
K0089.0075	A	0,02 dm ³	70°	1000	1600	800	1400
K0089.0150	A	0,04 dm ³	85°	1300	1900	1000	1600
K0089.0250	A	0,09 dm ³	85°	1600	2400	1200	1800
K0089.0450	A	0,27 dm ³	85°	3000	5800	2600	5400

Order No.	Form	A	A1	A2	B	B1	B3	C	C1	D	H	L	L1	M	R	Operating pressure bar	No. of strokes per min. at 6 bar
K0089.0075	A	16	145	5	24	40	5,3	18	9	4,4	50	177	32	M5x35	G 1/8	2 - 6	40
K0089.0150	A	12,7	185	7	27	48	6,4	24	11	5,1	62	227	42	M6x50	G 1/8	2 - 6	60
K0089.0250	A	19	234	8	32	59	8,9	35	17,5	7,1	84	309	75	M8x60	G 1/8	2 - 6	55
K0089.0450	A	32	289	10	45	76	12,7	54	25	8,7	122	413	124	M12x100	G 1/8	2 - 6	55

Pneumatic clamps horizontal

Form B



Material:

Lever parts and clamping spindle steel.

Version:

Lever parts galvanized and chromed.
Clamping spindle and nuts phosphated.
Cylinder bright.

Sample order:

K0090.0150

Technical data for proximity reed switch:

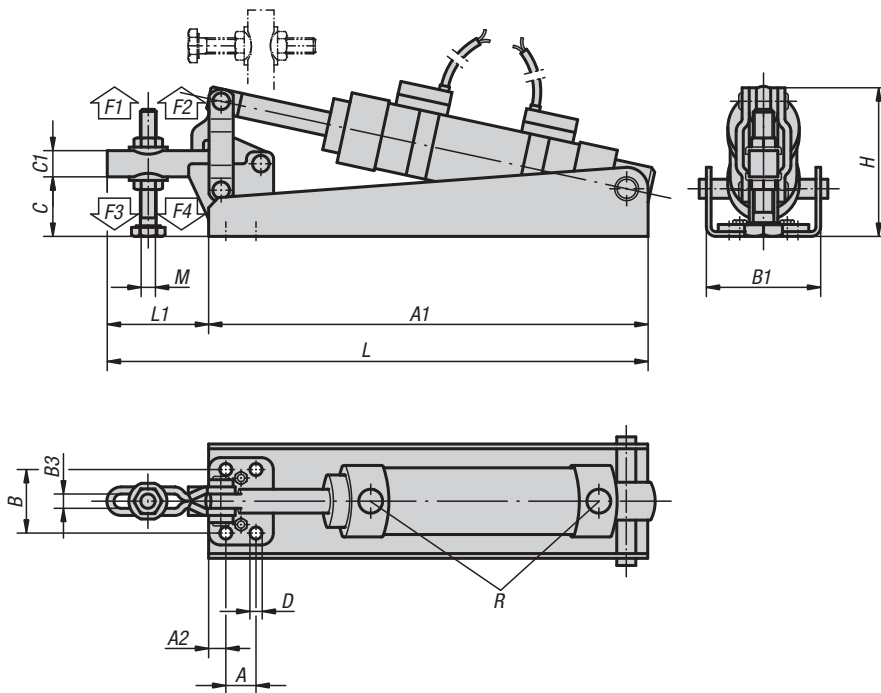
Max. performance DC = 10 W / AC = 12 VA.
Max. rated voltage 10 - 60 V, DC and AC.
Max. rated power 500 mA.

Accessories:

- K0101
- K0102
- K0103
- K0106
- K0107

Pneumatic cylinder:

Double-acting without end of stroke dampening and equipped with two proximity reed switches with LED indicators.



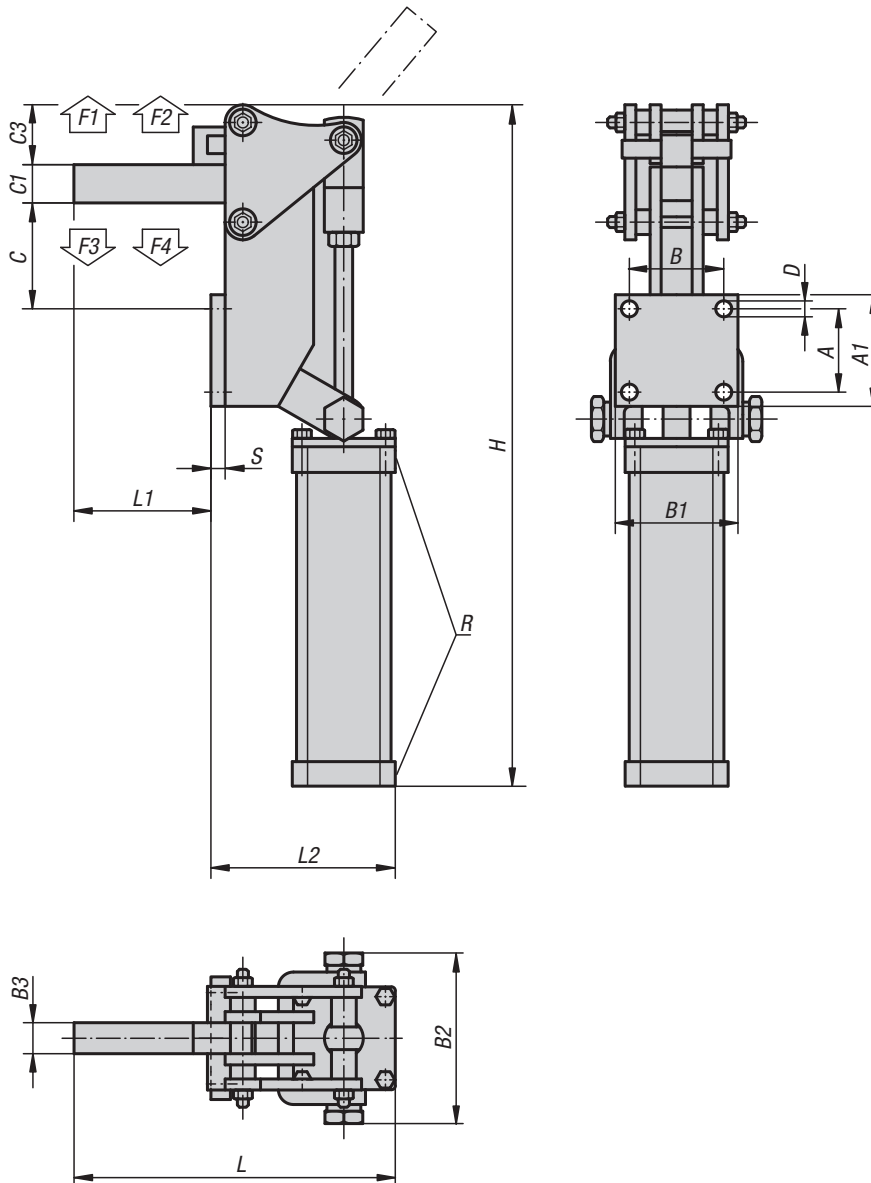
KIPP Pneumatic clamps horizontal, Form B

Order No.	Form	Air consumption per cycle	Opening angle of holding arm	Holding force at 6 bar F1 N	Holding force at 6 bar F2 N	Clamping force at 6 bar F3 N	Clamping force at 6 bar F4 N
K0090.0075	B	0,02 dm ³	70°	1000	1600	800	1400
K0090.0150	B	0,04 dm ³	85°	1300	1900	1000	1600
K0090.0250	B	0,09 dm ³	85°	1600	2400	1200	1800
K0090.0450	B	0,27 dm ³	85°	3000	5800	2600	5400

Order No.	Form	A	A1	A2	B	B1	B3	C	C1	D	H	L	L1	M	R	Operating pressure bar	No. of strokes per min. at 6 bar
K0090.0075	B	16	145	5	24	40	5,3	18	9	4,4	50	177	32	M5x35	G 1/8	2 - 6	40
K0090.0150	B	12,7	185	7	27	48	6,4	24	11	5,1	62	227	42	M6x50	G 1/8	2 - 6	60
K0090.0250	B	19	234	8	32	59	8,9	35	17,5	7,1	84	309	75	M8x60	G 1/8	2 - 6	55
K0090.0450	B	32	289	10	45	76	12,7	54	25	8,7	122	413	124	M12x100	G 1/8	2 - 6	55

Pneumatic clamps vertical

heavy-duty version



Material:
Steel.

Version:
Black oxidised. Cylinder painted.

Sample order:
K0091.1750

On request:
Proximity reed switch.

Pneumatic cylinder:
Double-acting with adjustable end of stroke dampening both ways.

KIPP Pneumatic clamps vertical, heavy-duty version

Order No.	Air consumption per cycle	Opening angle of holding arm	Holding force at 6 bar F1 N	Holding force at 6 bar F2 N	Clamping force at 6 bar F3 N	Clamping force at 6 bar F4 N
K0091.0750	0,27 dm ³	120°	3000	7500	2250	3150
K0091.1750	0,75 dm ³	120°	6500	17500	6500	8000

Order No.	A	A1	B	B1	B2	B3	C	C1	C3	D	H	L	L1	L2	S	R	Operating pressure bar	No. of strokes per min. at 6 bar
K0091.0750	48	63	48	63	92	12,7	72	19	43	8,7	425	169	67	102	8	G 1/4	2 - 6	30
K0091.1750	54,9	76,2	61,8	82,5	109,3	15,8	71,8	25,3	51,4	10,6	495,6	220,7	93,1	126,1	9,6	G 1/4	2 - 6	15

Pneumatic clamps horizontal

heavy-duty version



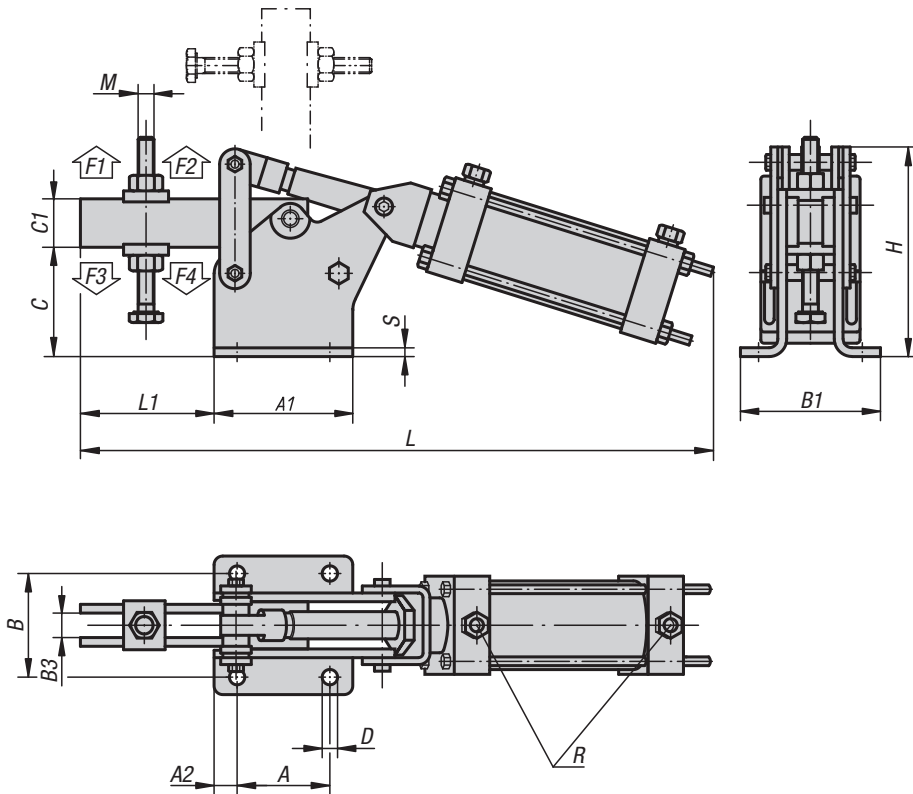
Material:
Steel.

Version:
Black oxidised. Cylinder painted.

Sample order:
K0092.2000

On request:
Proximity reed switch.

Pneumatic cylinder:
Double-acting with adjustable end of stroke dampening both ways.

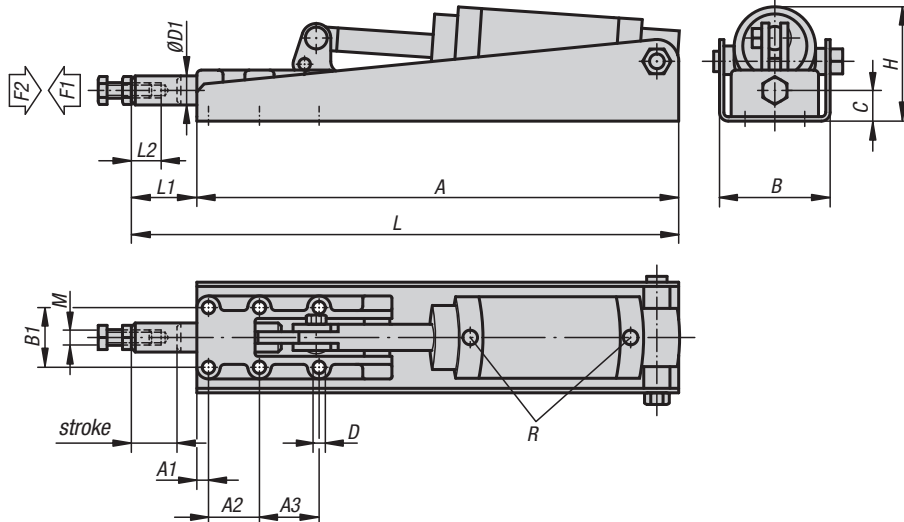


KIPP Pneumatic clamp horizontal, heavy-duty version

Order No.	Air consumption per cycle	Opening angle of holding arm	Holding force at 6 bar F1 N	Holding force at 6 bar F2 N	Clamping force at 6 bar F3 N	Clamping force at 6 bar F4 N
K0092.2000	0,76 dm ³	85°	9000	20000	6500	8000

Order No.	A	A1	A2	B	B1	B3	C	C1	D	H	L	L1	M	S	R	Operating pressure bar	No. of strokes per min. at 6 bar
K0092.2000	85	128	21	95	126	19	102	45	14,2	195	592	127	M18x150	8	G 3/8	2 - 6	10

Pneumatic push-pull clamps



Material:

Lever parts, base and connecting rod in steel, connecting rod housing in spheroidal graphite cast iron (GJS)

Version:

Phosphated. Cylinder bright.

Sample order:

K0093.2500

Accessories:

- K0101
- K0102
- K0103
- K0106

Pneumatic cylinder:

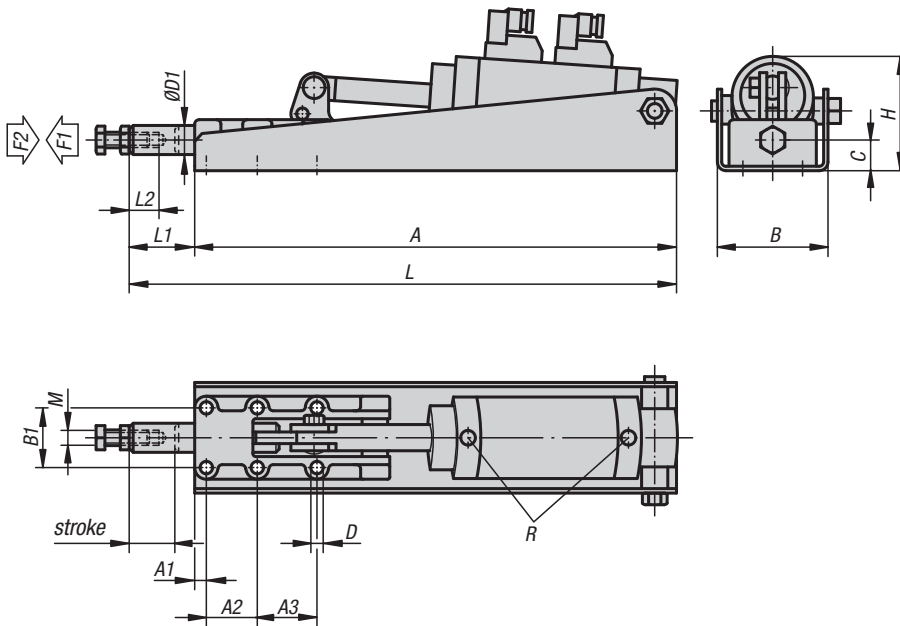
Double-acting without end of stroke dampening.

KIPP Pneumatic push-pull clamps

Order No.	A	A1	A2	A3	B	B1	C	D	D1	H	L	L1	L2	M	R	Travel	Retaining force F2 N	Operating pressure bar	Air consumption per cycle	No. of strokes per min. at 6 bar
K0093.0600	290	25	36,5	-	59	33,4	14,5	5,5	14	53	325	41	30	M8	G 1/8	25	6000	2 - 6	0,09 dm ³	60
K0093.1200	380	8	35	41	76	41	21	8,5	20	75	435	55	40	M10	G 1/8	32	12000	2 - 6	0,28 dm ³	50
K0093.2500	475	12	45	45	96	54	26	10,3	25	96	577	102	60	M12	G 1/4	50	25000	2 - 6	0,60 dm ³	45

Order No.	Conecting rod extended / Clamping force F1 N
K0093.0600	5mm / 320N, 10mm / 430N, 15mm / 650N, 20mm / 870N, 22mm / 1000N, 24mm / 1500N, 25mm / 2350N
K0093.1200	5mm / 1200N, 10mm / 1400N, 15mm / 1650N, 20mm / 1950N, 25mm / 2300N, 27mm / 2550N, 29mm / 3000N, 31mm / 4300N, 32mm / 11500N
K0093.2500	5mm / 1400N, 10mm / 1600N, 15mm / 1750N, 20mm / 2000N, 25mm / 2100N, 30mm / 2450N, 35mm / 2650N, 40mm / 3250N, 45mm / 4200N, 47mm / 4900N, 49mm / 7000N, 50mm / 14500N

Pneumatic push-pull clamps



Material:

Lever parts, base and connecting rod in steel, connecting rod housing in spheroidal graphite cast iron (GJS)

Version:

Phosphated. Cylinder bright.

Sample order:

K0094.2500

Technical data for proximity reed switch:

Max. performance DC = 10 W / AC = 12 VA.
Max. rated voltage 10 - 60 V, DC and AC.
Max. rated power 500 mA.

Accessories:

- K0101
- K0102
- K0103
- K0106

Pneumatic cylinder:

Double-acting without end of stroke dampening and equipped with two proximity reed switches with LED indicators.

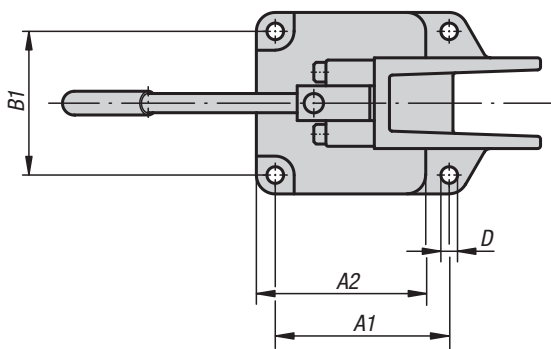
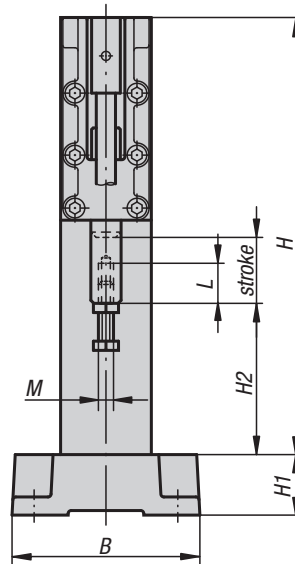
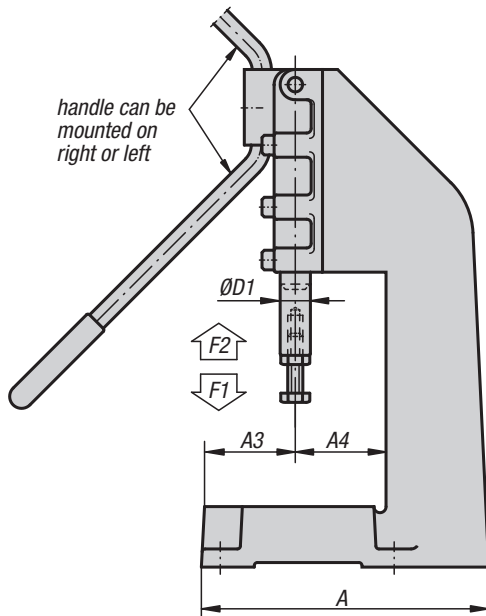
KIPP Pneumatic push-pull clamps

Order No.	A	A1	A2	A3	B	B1	C	D	D1	H	L	L1	L2	M	R	Travel	Retaining force F2 N	Operating pressure bar	Air consumption per cycle	No. of strokes per min. at 6 bar
K0094.0600	290	25	36,5	-	59	33,4	14,5	5,5	14	53	325	41	30	M8	G 1/8	25	6000	2 - 6	0,09 dm ³	60
K0094.1200	380	8	35	41	76	41	21	8,5	20	75	435	55	40	M10	G 1/8	32	12000	2 - 6	0,28 dm ³	50
K0094.2500	475	12	45	45	96	54	26	10,3	25	96	577	102	60	M12	G 1/4	50	25000	2 - 6	0,60 dm ³	45

Order No.	Conecting rod extended / Clamping force F1 N
K0094.0600	5mm / 320N, 10mm / 430N, 15mm / 650N, 20mm / 870N, 22mm / 1000N 24mm / 1500N, 25mm / 2350N
K0094.1200	5mm / 1200N, 10mm / 1400N, 15mm / 1650N, 20mm / 1950N, 25mm / 2300N, 27mm / 2550N, 29mm / 3000N, 31mm / 4300, 32mm / 11500N
K0094.2500	5mm / 1400N, 10mm / 1600N, 15mm / 1750N 20mm / 2000N, 25mm / 2100N, 30mm / 2450N, 35mm / 2650N, 40mm / 3250N, 45mm / 4200N, 47mm / 4900N, 49mm / 7000N, 50mm / 14500N

Toggle presses

for manual operation



Material:

Press stand in cast steel,
push-pull clamp see K0088

Version:

Press stand painted black,
push-pull clamp see K0088

Sample order:

K0095.0600

Note:

Push-pull clamps with reversible hand lever can be reordered as a complete assembly kit. See K0088 for specifications.

Accessories:

- K0088
- K0099
- K0101
- K0102
- K0103
- K0106

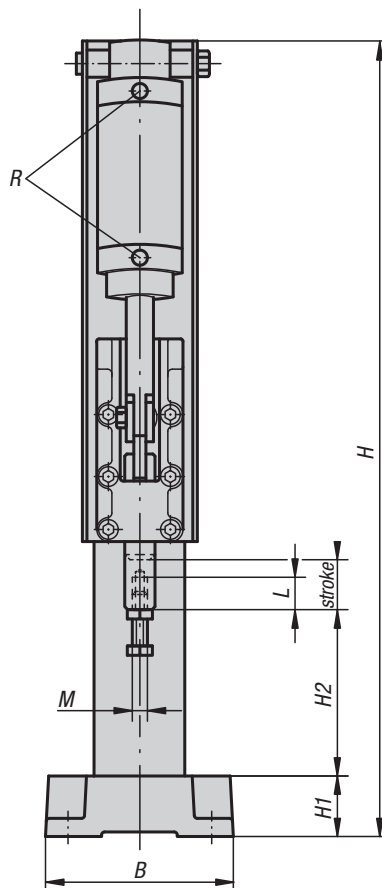
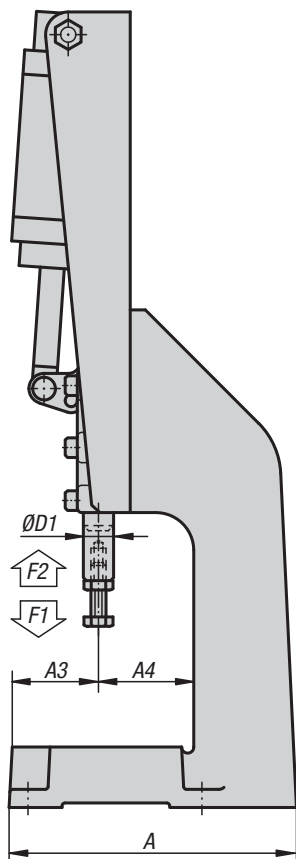
KIPP Toggle presses for manual operation

Order No.	A	A1	A2	A3	A4	B	B1	D	D1	H	H1	H2	L	M	Travel	Hand force N	Retaining force F2 N	Opening angle of handle
K0095.0600	150	95	94	50	50	100	80	9	14	202	30	75	30	M8	32	140	6000	185°
K0095.1200	192	115	112	60	60	120	95	11	20	290	40	100	40	M10	50	150	12000	185°
K0095.2500	238	145	142	75	75	150	125	11	25	418	50	120	60	M12	75	170	25000	185°

Order No.	Connecting rod extended / Clamping force F1 N
K0095.0600	5 mm / 1100 N, 10 mm / 700N, 15mm / 750N, 20mm / 800N, 25mm / 850N, 30mm / 1460N, 31mm / 1900N, 32mm / 5800N
K0095.1200	5 mm / 1670 N, 10 mm / 900N, 15mm / 730N, 20mm / 700N, 25mm / 720N, 30mm / 850N, 35mm / 1000N, 40mm / 1100N, 45mm / 1500N, 48mm / 2200N, 49mm / 2900N, 50mm / 9300N
K0095.2500	10 mm / 1000N, 20mm / 720N, 30mm / 600N, 40mm / 700N, 50mm / 880N, 60mm / 1180N, 70mm / 1900N, 72mm / 2300N, 74mm / 3530N, 75mm / 11000N

Toggle presses

for pneumatic operation



Material:

Press stand in cast steel,
pneumatic push-pull clamp see K0093, K0094

Version:

Press stand painted black,
pneumatic push-pull clamp see K0093, K0094

Sample order:

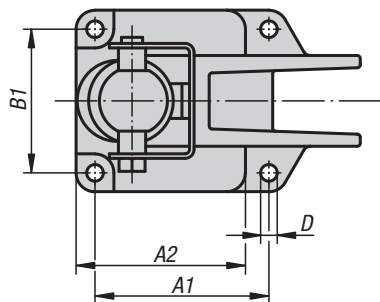
K0096.0600

Note:

Double-acting cylinder without end position damping. Pneumatic push-pull clamps can be reordered as a complete assembly kit. See K0093, K0094 for specifications and clamping forces.

Accessories:

- K0093
- K0094
- K0101
- K0102
- K0103
- K0106



KIPP Toggle presses for pneumatic operation

Order No.	A	A1	A2	A3	A4	B	B1	D	D1	H	H1	H2	L	M	R	Travel	Retaining force F2 N	Operating pressure bar	Air consumption per cycle	No. of strokes per min. at 6 bar
K0096.0600	150	95	94	48	52	100	80	9	14	432	30	75	30	M8	G 1/8	25	6000	2 - 6	0,09 dm ³	60
K0096.1200	192	115	112	57	63	120	95	11	20	575	40	100	40	M10	G 1/8	32	12000	2 - 6	0,28 dm ³	50
K0096.2500	238	145	142	71	79	150	125	11	25	748	50	120	60	M12	G 1/4	50	25000	2 - 6	0,60 dm ³	45

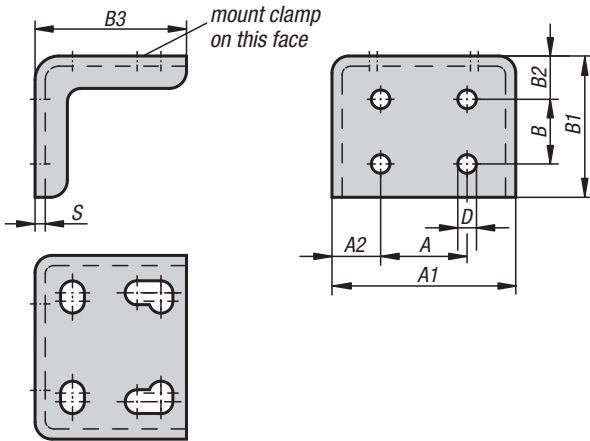
Angle brackets



Material:
Steel.

Version:
Galvanized and chromed.

Sample order:
K0098.02

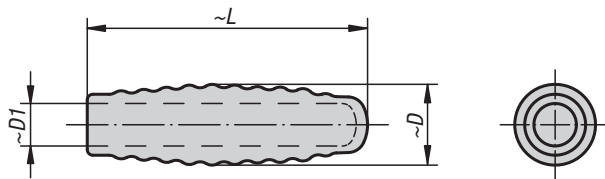


KIPP Angle brackets

Order No.	A	A1	A2	B	B1	B2	B3	D	S
K0098.02	18	43	12,5	15	36,5	13,5	29,5	5	2
K0098.04	25,4	54	14,2	19	41,5	12,7	44,5	5,5	3
K0098.06	44	76	16	32	62	21	66	8,6	4

Plastic grips

round



Material:
Plastic

Version:
Orange, oil-resistant

Sample order:
K0099.28



KIPP Plastic grips, round

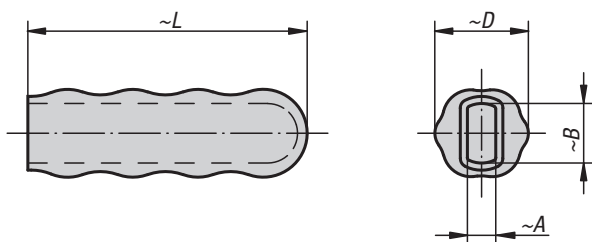
Order No.	~D	~D1	~L
K0099.12	15	9,5	70
K0099.19	20	12,7	75
K0099.22	25	16	100
K0099.28	28	19	90
K0099.30	32	22	95
K0099.33	35	25	100



Material:
Plastic

Version:
Orange, oil-resistant

Sample order:
K0100.30

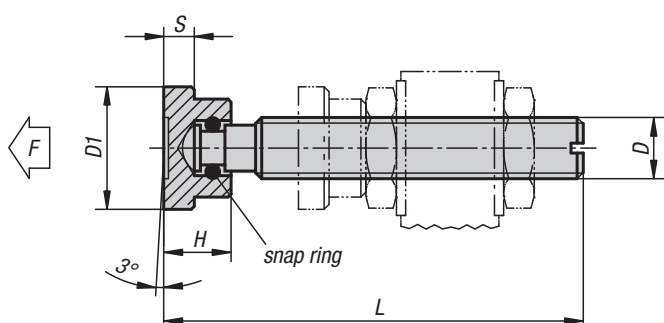


KIPP Plastic grips

Order No.	~A	~B	~D	~L
K0100.16	4	8	15	45
K0100.19	6	10	19	53
K0100.20	5	10	20	60
K0100.22	4	13	22	58
K0100.23	5	13	22	60
K0100.28	6	15	26	85
K0100.30	8	17	31	105
K0100.32	8	19	31	105
K0100.33	8	22	32	115
K0100.34	10	22	32	95
K0100.35	10	25	35	120

Thrust screws

with thrust pad



Material:

Screw and thrust pad free-cutting steel.

Version:

Screw black.

Thrust pad black oxidised.

Screw pin and thrust pad case-hardened.

Sample order:

K0688.10X63



KIPP Thrust screws with thrust pad

Order No.	L	H	D	D1	S	F max. kN
K0688.06X	32/37/42/52	7	M6	12	2,5	1
K0688.08X	38/43/48/53/63	9	M8	16	4	2,3
K0688.10X	53,5/58,5/63,5/68,5/83,5	11	M10	20	5	3,5
K0688.12X	64,5/69,5/74,5/84,5/104,5	13	M12	25	6	4,6
K0688.16X	70,3/75,3/85,3/105,3/130,3	15	M16	32	7	6

Thrust screws

with thrust pad



Material:

Screw and thrust pad free-cutting steel.

Version:

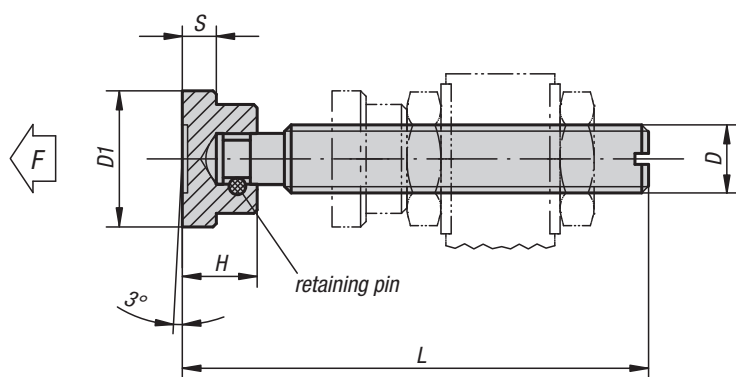
Screw black.

Thrust pad black oxidised.

Screw pin and thrust pad case-hardened.

Sample order:

K0689.10X84



KIPP Thrust screws with thrust pad

Order No.	L	H	D	D1	S	F max. kN
K0689.06X52	52	7	M6	12	2,5	1
K0689.08X63	63	9	M8	16	4	2,3
K0689.10X84	84	11	M10	20	5	3,5
K0689.12X104	104	13	M12	25	6	4,6
K0689.14X105	105	14	M14	28	6	5
K0689.16X130	130	15	M16	32	7	6

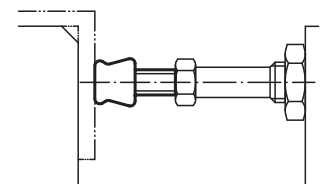
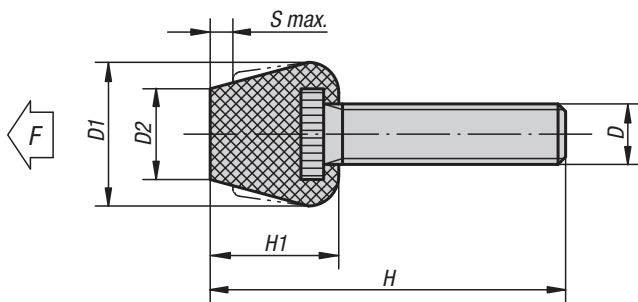
Thrust screws neoprene



Material:
Screw steel.
Thrust pad neoprene.

Version:
Neoprene pad moulded onto screw end.
Screw copper-plated.

Sample order:
K0690.08



KIPP Thrust screws neoprene

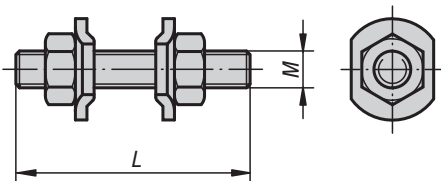
Order No.	H	H1	D	D1	D2	S max.	F max. N
K0690.08	63	17	M8x46	19	12	3	750
K0690.081	43	17	M8x26	19	12	3	750
K0690.10	80	19	M10x61	19	14	3,5	1000
K0690.101	55	19	M10x36	19	14	3,5	1000

Clamping spindles

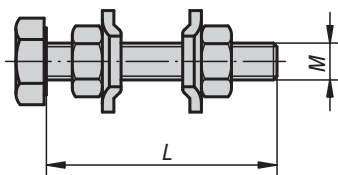
rigid



Form A



Form B



Material:

Steel. Spindle grade 5.8.

Version:

Spindle and nuts phosphated.
Flank washers galvanized and chromed.

Sample order:

K0101.06050

Note:

Version K0101.104020 without locking washer.

KIPP Clamping spindles, rigid

Order No.	Form	M	L
K0101.05025	A	M5	25
K0101.05035	A	M5	35
K0101.06050	A	M6	50
K0101.08065	A	M8	65
K0101.10085	A	M10	85
K0101.104020	B	M4	20
K0101.105020	B	M5	20
K0101.105035	B	M5	35
K0101.106025	B	M6	25
K0101.106050	B	M6	50
K0101.108040	B	M8	40
K0101.108060	B	M8	60
K0101.110050	B	M10	50
K0101.110080	B	M10	80

Clamping spindles

with swivel foot



Material:

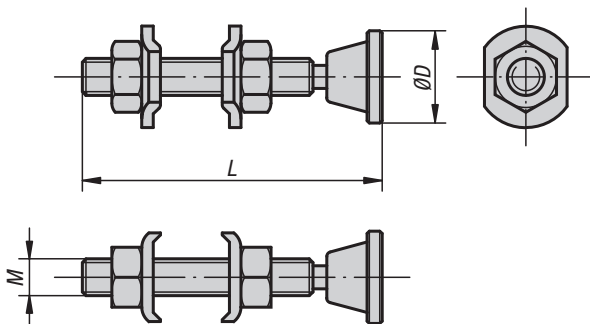
Steel. Spindle grade 5.8.

Version:

Spindle, nuts and swivel foot phosphated.
Flank washers galvanized and chromed.

Sample order:

K0102.10085

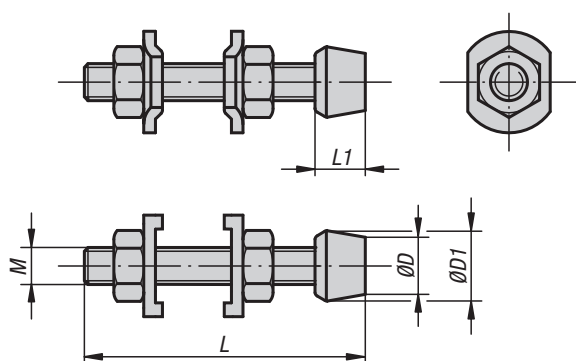


KIPP Clamping spindles with swivel foot

Order No.	M	L	D
K0102.05035	M5	35	12
K0102.06050	M6	50	12
K0102.08065	M8	65	20
K0102.10085	M10	85	20
K0102.12100	M12	100	25
K0102.16150	M16	150	45

Clamping spindles

with vulcanized neoprene thrust pad



Material:

Threaded spindle, washers and nuts steel.
Thrust pad neoprene.

Version:

Threaded spindle and washers galvanized.
Nuts black oxidised.

Sample order:

K0103.05038

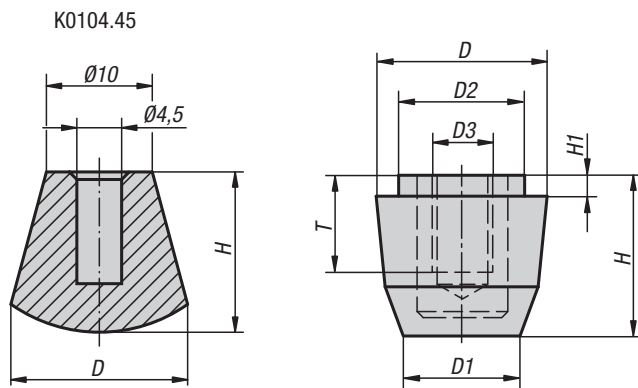
Note:

The clamping spindle K0103.04032 is supplied with one nut.

KIPP Clamping spindles with vulcanised neoprene thrust pad

Order No.	M	L	L1	D	D1
K0103.04032	M4	32	10	8	12
K0103.05038	M5	38	11	11,5	14
K0103.06045	M6	44	14	10	16
K0103.08065	M8	63	19	13	19
K0103.10085	M10	85	26	15	24
K0103.12100	M12	100	26	25	31

Thrust pads neoprene



Material:

Neoprene with steel insert

Version:

Black, oil-resistant.
Insert galvanized and chromed.

Sample order:

K0104.12

Note:

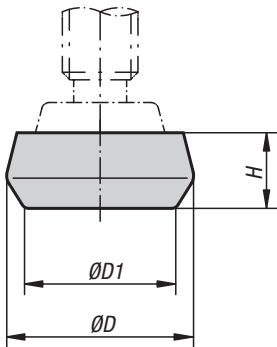
The neoprene thrust pad with order No. K0104.45 is supplied without steel insert or thread.



KIPP Thrust pads neoprene

Order No.	D	D1	D2	D3	H	H1	T	Suitable for article No.
K0104.45	12	-	-	-	10	-	-	K0101.05025 K0101.05035
K0104.06	16	10,3	10,8	M6	13,7	2	5,5	K0101.06050
K0104.08	21	13,5	15	M8	17,7	2,7	9	K0101.08065
K0104.10	23	15,4	17	M10	20,7	3	8	K0101.10085
K0104.12	29	19,5	21	M12	22,7	3	10,8	-

Plastic covers



Material:
Plastic

Version:
Black, oil-resistant

Sample order:
K0105.16

KIPP Plastic covers

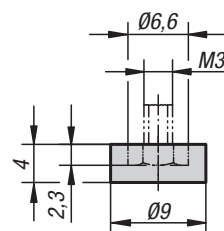
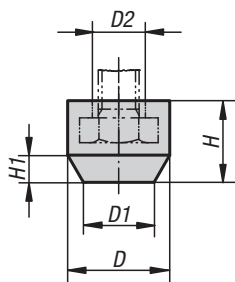
Order No.	D	D1	H	Suitable for clamping spindle with swivel foot order No.
K0105.16	16	14	8	K0102.05035 K0102.06050
K0105.25	25	21	10	K0102.10085 K0102.08065
K0105.29	29	25	11	K0102.12100

K0106

Protective caps

K0106.01 - K0106.05
K0106.07

K0106.06



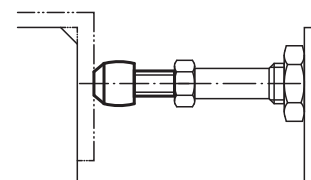
Material:
K0106.01 to K0106.05 and K0106.07: oil-resistant rubber; K0106.06: polyamide

Version:
Rubber: black; polyamide: white

Sample order:
K0106.03

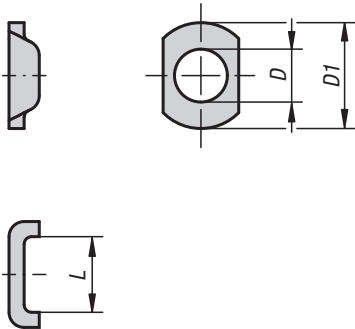
KIPP Protective caps

Order No.	D	D1	D2	H	H1	for screws
K0106.06	-	-	-	-	-	M3
K0106.01	11	7	5,5	8,5	4	M4
K0106.02	12,5	8	6,8	10	4	M5
K0106.03	15	10	8,5	12	4	M6
K0106.04	19	13	11,3	15	6	M8
K0106.07	23	15	14,5	18	7	M10
K0106.05	26	19	16,5	20	7	M12



Locking washers

for clamping spindles



Material:
Steel.

Version:
galvanized.

Sample order:
K0107.05



KIPP Locking washers for clamping spindles

Order No.	D through hole for	D1	L
K0107.05	M5	13	9
K0107.051	M5	15	10
K0107.06	M6	18	12
K0107.08	M8	22	15
K0107.10	M10	26	20
K0107.12	M12	32	23
K0107.16	M16	35	27

